

TRU-FLATE[®]

*Safe & Easy
Tire Repair[™]*



INFLATE



MAINTAIN



REPAIR

YOU CAN DO THIS

CONTENTS

Sealants.....	4-5
Combo Kits.....	6-7
Inflators	8-9
Tire Gauges.....	10-15
Tire Repair Kits & Patches.....	16-18
Strings, Plugs & Boots.....	19-20
Tire Repair Tools & Buffers.....	21-22
Cement.....	23-24
Roadside Safety Kit & Pumps.....	25
Tire Valves.....	25-29
Tire Valve Adapters, Extensions & Cores.....	30-32
Tire Service Tools.....	32-33
Valve Caps.....	34
Displays, Planograms.....	35-40
Index.....	41-43

THE PLEWS ADVANTAGE

- Comprehensive Category Management.
- Complete, in-house marketing and creative team to ensure quick turn-around times.
- Ability to recognize and participate in promotional opportunities that drive increased revenue.



NEW PRODUCTS

SEALANTS



Pages 4-7

INFLATORS



Pages 8 & 9

GADGET GAUGES



Page 14

SAFETY KIT



Page 25

TIRE SEALANTS



Valve Through® Technology



TruSeal® PREMIUM TIRE SEALANT

Differentiate your assortment and invigorate your tire repair set with game changing Tru-Flate® sealant... introducing TruSeal® Premium Tire Sealant. Innovative Valve Through® Technology leads the charge to improving the flat tire experience.

- No valve core removal required
- Liquid sealant features easy to use hand pumps with volume scale for specific application requirements
- Aerosols include integrated hose management for easy storage
- Eco-friendly, TPMS safe



TIRE SEALANTS



TruSeal® BOTTLE SEALANTS

Consumers will no longer need to remove the valve core to add sealant, now they can simply go THROUGH it. Save time and get on the road faster with the TruSeal® line of liquid sealants.

8 oz Bottle Sealant

Bicycle and small tire size repair.

12-080 Retail box. 6/master.

16 oz Bottle Sealant

Standard automobile tire size repair.

12-081 Retail box. 6/master.

24 oz Bottle Sealant

Large automobile tire size repair.

12-082 Retail box. 6/master.

32 oz Bottle Sealant

Oversized tire repair.

12-083 Retail box. 6/master.

TruSeal® AEROSOL SEALANTS

TruSeal® aerosol sealant provides maximum performance while utilizing an integrated hose management system for easy storage. Just connect and go, seals in minutes. Let Tru-Seal® TruSeal® Premium Sealant drive your sales and keep you ahead of the competition.

12 oz Aerosol Sealant

Compact tire repair.

12-071 Retail can. 6/master.

16 oz Aerosol Sealant

Standard tire repair.

12-073 Retail can. 6/master.

20 oz Aerosol Sealant

Large tire repair.

12-074 Retail can. 6/master.



COMBO KITS

TruSeal® HYBRID INFLATOR™ EMERGENCY FLAT TIRE REPAIR



The emergency flat tire solution. Easily seals & inflates with the turn of a dial. The patented design works in most flat tire emergencies. Use to top off the air in your tires or to temporarily seal a puncture. Get back on the road in 9 minutes or less. No tools required, compact size, easy to remove & replace cartridge, works with most 16 oz aerosol sealants.

12-175 TruSeal® Hybrid Inflator™ Emergency Flat Tire Repair

Includes dial gauge, Air/Sealant Hose, 12V Power Cord, 16 oz. sealant cartridge included.
Retail box. 3/master.
Patent# 10011082

TruSeal® EMERGENCY FLAT TIRE REPAIR KIT

Perfect for back-to-school drivers, heavy travelers, off-road enthusiasts, and safety-conscious motorists. TruSeal® kits are an easier and quicker alternative to a spare tire. For use with car tires, motorcycles, ATV's, dirt bikes, bicycles, inflatables and sports equipment.

12-170 TruSeal® Compact Emergency Flat Tire Repair Kit

Compact size for easy storage. Seals up to a 1/4" puncture. Kit includes compact inflator (See 16-230 on page 8 for specifications), 16 oz. sealant bottle (12-081) with hand pump.
Retail box. 3/master.

12-171 TruSeal® Emergency Flat Tire Repair Kit

Features easy-read pressure gauge display and a bright white LED work light. Seals up to a 1/4" puncture. Kit includes dial inflator (See 16-227 on page 8 for specifications), 16 oz. sealant bottle (12-081) with hand pump, sports ball needle, and 2 inflator nozzles.
Retail box. 2/master.

12-170

12-172

12-171



12-172 TruSeal® Deluxe Emergency Flat Tire Repair Kit

Smart Flate® technology allows the user to program the inflator to shut off automatically when the selected pressure is reached. Seals up to a 1/4" puncture. Kit includes inflator (See 16-237 on page 8 for specifications), 16 oz. sealant bottle (12-081) with hand pump, carrying bag, inflation nozzles, and needle. Bonus kit included: straight needle & rasp, five 4" plugs, valve removal tool, .30 fl. oz. cement, two valve cores, two plastic valve caps, 10-50 PSI pencil gauge.
Retail box. 3/master.

HYBRID INFLATOR™

EMERGENCY FLAT TIRE REPAIR

- ✓ Easily Seals & Inflates with the Turn of a Dial
- ✓ Works with Most 16 oz. Aerosol Sealants
- ✓ Easy to Remove & Replace Cartridge
- ✓ Compact Size



9 **MINUTE**
FULL REPAIR

Patent # 10011082



**SEALS &
INFLATES**

No Tools Required

TIRE INFLATORS



HEAVY DUTY DIGITAL INFLATOR (12 VOLT)

A rugged inflator for demanding conditions is what the Heavy Duty Digital Inflator delivers. A heavy duty design for the inflator body is marketed specifically to consumers with trucks and SUVs. The inflator features a 16-foot recoil hose and a detachable digital gauge that works independently as a pressure gauge.

16-245 Retail box. 2/master.

- Inflates standard car tire in 3 minutes
- 30.5' overall reach
- Detachable digital gauge
- Heavy duty direct drive motor with reduced sound



DIGITAL INFLATOR (12 VOLT)

Smart Flate® technology allows the user to program the inflator to shut off automatically when the selected pressure is reached. Includes a sports ball needle and 2 inflator nozzles.

16-237 Retail box. 3/master.

- Inflates standard car tire in 7 minutes
- Cable length: 10' cord, 19.5" hose



DIAL INFLATOR (12 VOLT)

Ideal for home or travel, our Dial Inflator features durable lightweight construction, an easy-read pressure gauge display and bright white LED work light. Includes a sports ball needle and 2 inflator nozzles.

16-227 Retail box. 3/master.

16-227-2 Includes bonus dial gauge.
Retail box. 3/master.

- Inflates standard car tire in 7 minutes
- Cable length: 9.5' cord, 21.5" hose



TOP-OFF MINI INFLATOR (12 VOLT)

The opening price point in our line of inflators is the Top-Off Mini Inflator. Perfect for topping off the tires and maintaining correct tire pressure. Compact size is ideal for keeping with you on the go and is the perfect size for the price conscious shopper.

16-230 Retail box. 4/master.

- Inflates standard car tire in 10 minutes
- Cable length: 9' cord, 4.5" hose
- Compact size for easy storage and portability
- Perfect opening price point inflator for tire top off

TIRE INFLATORS



TANKLESS WALL-MOUNT INFLATOR (120 VOLT)

An exciting addition to our new inflator line is the 120 Volt tankless wall-mount garage inflator. This inflator permanently mounts to the wall and includes a 25' poly recoil hose, mounting hardware and inflates a standard car tire in 3 minutes. Features Smart Flate® preset digital inflating technology

16-250 Retail box. 2/master.

- Inflates standard car tire in 3 minutes
- Wall-mounted w/ 25' detachable recoil hose
- Auto reset thermal overload
- Equipped with clip-on chuck for ease of use



RECHARGEABLE HEAVY DUTY INFLATOR (12V BATTERY)

Designed with outdoor enthusiasts in mind, the Rechargeable Heavy Duty Inflator is ideal for outdoor activities and camping. The inflator is designed to operate away from a power source making it ideal for remote locations like camping and rafting. Inflator also features a USB port for charging other devices and a bright LED light. Half the weight of competitive products.

16-240 Retail box. 2/master.

- Inflates standard car tire in 6 minutes
- Two stage dial for tires & inflatables
- USB & 12V rechargeable Lithium-Ion battery



TIRE GAUGES



HIGH PRESSURE TIRE GAUGE (20–120 PSI)

Ideal for all higher pressure applications on lightweight trucks (1/2 to 2-1/2 tons), step vans, pickups and air shocks. Calibrated 20-120 PSI in 2 lb. units, 140-820 kPa in 20 kPa units, and 1.4-8.2 BAR in .2 BAR units. Four standard valve caps included.

17-519 Carded. 10/master.



MINI TIRE GAUGE WITH MAGNET (10–50 PSI)

Excellent for general-purpose use on passenger cars, vans and light trucks. Calibrated 10-50 PSI in 1 lb. units, 70-350 kPa in 10 kPa units, and .7-3.5 BAR in .1 BAR units. Red, Blue, Orange, Green.

17-580 Bulk. 12/box.



STANDARD TIRE GAUGE (10–50 PSI)

Excellent for general-purpose use on passenger cars, vans and light trucks. Calibrated 10-50 PSI in 1 lb. units, 70-350 kPa in 10 kPa units, and .7-3.5 BAR in .1 BAR units. Orange, Blue, Red, Green.

17-509C Bulk. 20/box.



STANDARD TIRE GAUGE (10–50 PSI)

Excellent for general-purpose use on passenger cars, vans and light trucks. Calibrated 10-50 PSI in 1 lb. units, 70-350 kPa in 10 kPa units, and .7-3.5 BAR in .1 BAR units. Red hearts, American flag, Camo, Blue Treads.

17-509P Bulk. 20/box.



TIRE GAUGE DISPLAY

These eye catching displays include Tru-Flate's standard or truck tire gauges in 5 vibrant metallic colors - red, blue, black, chrome and green. Designed to accommodate peg hook or countertop display, wherever your store traffic is heaviest.

96-520 10 piece tire gauge display (17-509)

96-540 10 piece truck tire gauge display (17-519)

STANDARD TIRE GAUGE (10–50 PSI)

Excellent for general-purpose use on passenger cars, vans and light trucks. Calibrated 10-50 PSI in 1 lb. units, 70-350 kPa in 10 kPa units, and .7-3.5 BAR in .1 BAR units. Four standard valve caps included with retail package.

17-509 Carded. 10/master.

PENCIL TIRE GAUGE (10–75 PSI)

Excellent for general-purpose use on passenger cars, vans and light trucks. Calibrated 10-75 PSI in 1 lb. units, 70-517 kPa in 10 kPa units, and .7-5.2 BAR in .1 BAR units. Four plastic valve caps included with retail package.

17-510 Carded. 10/master.

LOW PRESSURE TIRE GAUGE (1–20 PSI)

Low pressure readings at their best. Perfect for home garden tractors, golf carts, air springs and ATVs. Calibrated 1-20 PSI in 1/2 lb. units, 10-140 kPa in 5 kPa units and .1-1.4 BAR in .05 BAR units. Four standard valve caps included.

17-521 Carded. 10/master.



AT HOME



IN THE GARAGE



ON THE FARM

TIRE GAUGES

TIRE GAUGES



BICYCLE TIRE GAUGE

Custom designed for high pressure tires on bicycles, motorcycles, mini-bikes, scooters and other cycles. Calibrated 20-120 PSI in 2 lb. units, 140-820 kPa in 20 kPa units, and 1.4-8.2 BAR in .2 BAR units.

17-527 Carded. 10/master.



EASY REACH TIRE GAUGE

A must for tires with wheel covers. Straight-On type head makes hard-to-reach valves easy. Calibrated 10-50 PSI in 1 lb. units, 70-350 kPa in 10 kPa units, and .7-3.5 BAR in .1 BAR units.

17-523 Carded. 10/master.



TRACTOR TIRE GAUGE (5-45 PSI)

For air and liquid filled tires. Includes special oiling and cleaning features to clean out corrosive fluids. For tractors, heavy equipment, farm and construction vehicles. Calibrated 5-45 PSI in 1 lb. units, 40-310 kPa in 10 kPa units, and .4-3.1 BAR in .1 BAR units.

17-517 Carded. 10/master.



DUAL FOOT TRUCK GAUGE (20-120 PSI)

For use on dual wheels and other difficult-to-reach valves. Fits in your pocket yet has enough range to handle both cars and trucks. Calibrated 20-120 PSI in 2 lb. units, 140-820 kPa in 20 kPa units, and 1.4-8.1 BAR in .2 BAR units. Two plastic valve extensions included with retail package.

17-525 Carded. 10/master.

17-525B Bulk. 20/box.



DUAL FOOT SERVICE TIRE GAUGE (10-150 PSI)

For heavy-duty use required at the service level. Ideal for dual wheels and other difficult-to-reach valves on pickups, recreational vehicles, heavy trucks and off-road equipment. Chrome plated brass with a die-cast chuck. Calibrated 10-150 PSI in 2 lb. units and from 80-1,040 kPa in 20 kPa units. Includes handy hang-up hook.

17-545 Carded. 10/master.

903D (Amflo®) With unbreakable aluminum indicator bar. Carded. 5/master.



STRAIGHT-ON DUAL FOOT SERVICE TIRE GAUGE (10-150 PSI)

Tough black epoxy coated gauge. Designed for the difficult-to-reach inner dual. Straight-On chuck for inside wheel and 30 degree reverse angle for outside wheel. Calibrated 10-150 PSI in 2 lb. units and 80-1040 kPa in 20 kPa units. Includes handy hang-up hook.

17-548 1/box.



STRAIGHT-ON DUAL FOOT SERVICE TIRE GAUGE (10-150 PSI)

Designed for the difficult-to-reach inner dual. Straight-On chuck for inside wheel and 30 degree reverse gangle for outside wheel. Calibrated 10-150 PSI in 2 lb. units and 80-1040 kPa in 20 kPa units. Includes handy hang-up hook.

17-565 Carded. 5/master.

DIAL TIRE GAUGES



DIAL TIRE GAUGE (10-60 PSI)

Professional type dial with steel casing and nickel plated brass chuck. Automatic reset. Pressure release valve. For cars, vans and light trucks.

17-551 Carded. 10/master.



DIAL TIRE GAUGE W/ MAGNET (10-60 PSI)

This magnetized pressure gauge is a must have. Consumers can place the gauge on any metal surface quickly and easily.

17-561 Bulk. 8/box.



DIAL TIRE GAUGE W/ MAGNET AND RUBBER BUMPER (10-60 PSI)

This magnetized pressure gauge is a must have. Consumers can place the gauge on any metal surface giving them the ability to check pressure quickly and easily.

17-563 Bulk. 8/box.



MINI DIAL TIRE GAUGE (5-60 PSI)

The Mini Dial Tire gauge is the perfect impulse item. Compact and easy to use, this gauge is perfect for the mechanic in the busy tire shop or the garage hobbyist. Includes a leather pouch and pressure relief button.

17-567 Carded. 6/master.



PROFESSIONAL DIAL TIRE GAUGE (5-100 PSI)

This durable gauge is perfect for the frequent user. Its easy-to-read dial gauge display holds a pressure reading until the pressure relief button is released. The reinforced flex hose helps access hard-to-reach positions.

17-569 Carded. 4/master.



DIAL TRUCK TIRE GAUGE (10-160 PSI)

Easy-to-read dial gauge complete with a rugged protective rubber casing. Pressure holding gauge has an automatic reset/release valve. Includes a 12" flexible hose and chrome-plated zinc dual foot chuck.

17-555 Carded. 5/master.

DIGITAL TIRE GAUGES



9-IN-1 DIGITAL GADGET GAUGE

To stay safe, the 9-in-1 offers a glass breaker, seat belt cutter and a number of folding tools for every day situations. With a backlit LED pressure display and multiple light functions use at night is easy. Calibrated in PSI, kPa, BAR and KG/cm². Batteries included. (5-150 PSI).

17-581 Carded. 10/master.
Counter Display

Tools Include:

- Flashlight
- Digital Tire Gauge
- Glass Breaker
- Scissors
- Pliers
- Seat Belt Cutter
- LED light
- Phillips Screwdriver
- Flathead Screwdriver



5-IN-1 DIGITAL GADGET GAUGE

Perfect for the safety conscious consumer, the 5-in-1 is equipped with an easy impact glass breaker and seat belt cutter. With a backlit LED pressure display and multiple light functions use at night is easy. Calibrated in PSI, kPa, BAR and KG/cm². Batteries included. (5-150 PSI).

17-582 Carded. 10/master.
Counter Display

Tools Include:

- Flashlight
- Digital Tire Gauge
- Glass Breaker
- Seat Belt Cutter
- LED Light



5-IN-1 CARABINER GADGET GAUGE

The Carabiner Gauge is great for the sport and outdoor enthusiast as the carabiner and bottle opener functions come in handy on the go. Calibrated in PSI, kPa, and BAR. Batteries included. (4-140 PSI).

17-583 Carded. 10/master.
Counter Display

Tools Include:

- Bottle Opener
- Glass Breaker
- Flashlight
- Digital Tire Gauge
- Carabiner Clip



4-IN-1 KEYCHAIN GADGET GAUGE

As a step-up to other price point tire gauges, the keychain Gadget Gauge comes with handy Phillips and flathead screwdrivers. Perfect for high traffic impulse areas. Calibrated in PSI and BAR. Batteries included. (5-100 PSI).

17-584 Carded. 10/master.
Counter Display

Tools Include:

- Digital Tire Gauge
- Keychain
- Phillips Screwdriver
- Flathead Screwdriver



PRESSURE & TREAD DEPTH GAUGE

Digital tire pressure and tread depth functions make it easy to stay on top of tire maintenance. Bright LED backlit display is easy to read at night. Pressure calibrated in PSI, kPa, BAR and KG/cm². Tread depth calibrated in inch and mm. Batteries included. (5-99 PSI).

17-557 Carded. 5/master.

Tools Include:

- Digital Tire Gauge
- Bright LED light
- Tread Depth Gauge
- Patent No. D702,143



DIGITAL TIRE GAUGE

Simply place the nozzle on the tire valve, wait a moment for the reading to lock into the display, remove the gauge and read the digital results. Gauge shuts off automatically upon removal. Batteries included. (5-99 PSI).

17-537 Carded. 5 /master.

CARABINER GADGET GAUGE



- ✓ Accurate Digital Gauge 4-140 PSI
- ✓ Tested and Approved Glass Breaker
- ✓ Carabiner Clip For Easy Storage
- ✓ Bright Light
- ✓ Includes Bottle Opener
- ✓ Batteries Included

***BREAKING
NEW GROUND***

TIRE REPAIR PRODUCTS



SUPER-GRIP EMERGENCY TIRE REPAIR KIT

For all bias ply and non-speed rated radial tires. Contains probe, needle, 5 radial inserts, and .30 oz. cement.

15-162 Carded. 5/master.



SUPER-GRIP EMERGENCY TIRE REPAIR KIT

For all bias ply and non-speed rated radial tires. Contains probe, needle, 5 radial inserts, and 10-50 PSI tire gauge.

15-159 Carded. 4/master.



EMERGENCY REPAIR KIT

For all bias ply and non-speed rated radial tires. Contains screwdriver style open-eye needle and probe, 3 repair strings and .30 oz. cement.

15-163 Carded. 5/master.



EMERGENCY REPAIR RADIAL TIRE KIT

This handy kit easily fits in the glove box of any car. Contains 10 repair strings and a closed-eye needle. Not for speed rated radial tires.

15-165 Carded. 5/master.



PERMA-STRIP® REPAIR KIT

Emergency repair kit for bias ply and non-steel belted radial tires. Contains 6 repair strips, .30 oz. cement and open-eye needle.

15-169 Carded. 5/master.



EMERGENCY OFF-ROAD TIRE REPAIR KIT

Comes in handy tool pouch. Contains 10 string repairs, T-handle open-eye tool, T-handle probe and two .30 oz. cements.

15-262 Carded. 1/master.

TIRE REPAIR PRODUCTS



HEAVY DUTY TRUCK TIRE EMERGENCY REPAIR KIT

Contains everything needed for emergency repairs on the largest truck tires. Heavy duty all steel split-eye, T-handle tool with Sheffield steel shaft, 8" T-handle spiral cement tool, 2 oz. Universal Cement and 15 heavy duty inserts. All packed in a heavy reclosable vinyl pouch.

15-282 Carded. 1/master.



31 PIECE TIRE REPAIR TOOLBOX

Contains: 10-50 PSI tire gauge, screwdriver handled insert and rasp tools, 10 black 4" repair plugs, 3 small and 3 medium patches, .30 oz. cement, four-way valve tool, 4 valve cores, 4 valve caps, metal buffer and storage box.

15-177 Storage case. 4/master.



46 PIECE DELUXE TIRE REPAIR TOOLBOX

Contains: T-handle inserting tool, T-handle rasp, 5-50 PSI tire gauge, 25 black 4" repair plugs, 3 small and 3 medium patches, .30 oz. cement, four-way valve tool, 4 valve cores, 4 valve caps, metal buffer and storage box.

15-181 Storage case. 4/master.



41 PIECE DELUXE TRUPATCH KIT

Contains: 8 Chembond® tubeless patches, 30 rubber patch squares, 1 thumb buffer and two .30 fl. oz. cements.

11-007 Storage tube. 2/master.

TIRE REPAIR PRODUCTS



CHEMBOND® TUBE AND BIAS PATCHES

These world famous patches are available in 2 shapes and 4 sizes. Pure rubber flows into the injury. May be applied with Universal Cement or an electric vulcanizer.

14-130 Tube Tire Repair Kit. Kit contains five patches, .30 oz. cement and buffer. Carded. 5/master.

Bulk Patches.

Part No.	Quantity	Type	Size
14-152	40/box	Sm. Round	1-5/8"
14-153	30/box	Med. Round	2-1/4"
14-154	20/box	Lg. Round	3"
14-159	20/box	Lg. Oval	2-5/8" x 5-3/4"




RADIAL PATCHES

For DIY radial repairs. Used for nail hole injuries in auto and light truck tires. Heavier construction than Chembond® patches. Utilize buffer cleaner and Universal Cement for a strong repair.

14-132 Radial Tire Repair Kit. Kit contains four patches, .30 oz. cement and buffer. Carded. 5/master.

Bulk Patches.

Part No.	Quantity	Type	Size
14-137	30/box	Sm. Round	2-1/4"
14-139	20/box	Med. Round	3-1/4"
14-140	10/box	Lg. Round	3-7/8"




FOIL-BACKED REPAIR PATCHES

Used for repairing tubes and tires where fabric reinforcement is not required. Repair units feature a foil backing that keeps the repair fresh.

14-134 Foil-Back Repair Kit. Contains four patches, .30 oz. cement and buffer. Carded. 5/master.

Bulk Patches.

Part No.	Quantity	Type	Size
14-401	30/box	Round	1-1/2"
14-403	30/box	Round	2-1/8"
14-404	30/box	Round	2-3/4"




BICYCLE TUBE FOIL-BACK REPAIR KIT

Handy kit easily fits in pocket. Contains foil backed patches, .30 oz. cement, and buffer.

11-004 Carded. 10/master.


TIRE REPAIR PRODUCTS



PERMA STRIP® STRING REPAIRS

For bias ply and non-steel belted radial tire repairs.


15-179 1/4" x 2". 50/box.



4" BLACK TIRE REPAIR STRINGS

Repair strings for bias ply and radial tubeless tire repairs. 30 strings.

15-191 Carded. 4/master.



4" HEAVY DUTY RADIAL INSERTS

For most auto and light truck radial tire emergency repairs.

15-161 10 strings. Carded. 5/master.

15-164 Contains 5 refill strips and .30 fl. oz. Universal Cement. Carded. 5/master.

15-184 20/box.


15-280 60/box.



7" BLACK EMERGENCY REPAIR STRINGS

Repair strings for bias ply and tubeless tire emergency repairs.

15-206 50/box.



7" STEEL BELTED RADIAL TRUCK INSERT

Heavy duty inserts for emergency repairs of nail holes in truck tires.

15-281 30/box.

15-281-5 Carded. 5/master.



7-1/2" HEAVY DUTY REPAIR STRINGS

Heavy-duty string type repairs for bias ply and radial tire nail hole emergency repairs.

15-207 50/box.

TIRE REPAIR PRODUCTS



PLUG-N-PATCH REPAIR UNITS

Designed specifically for speed rated radial and bias ply tires. Round molded rubber with built-in straight pin to repair nail and screw hole injuries on autos and/or trucks.

- 15-295** Small. 1/8" stem size. Box of 48.
- 15-296** Medium. 1/4" stem size. Box of 20.
- 15-297** Large. 3/8" stem size. Box of 15.
- 15-298** Repair Kit. Contains 1 small patch, 1 medium patch and .30 oz. cement. Carded. 5/master.



REINFORCED UNITIZED BOOTS

Not for use on tubeless tires. Right angle cord construction uses high tensile cords for strength. Won't dry out or self-cure. May be used with cement or a spotter.

Part No.	Quantity	Type	Size	Ply
13-126	1/bag	Small	4-1/2"	2
13-127	1/bag	Medium	6"	2
13-128	1/bag	Med. Lrg.	7-3/8"	3



REPAIR UNITS

Radial. For radial tires only. Has 4 centering lines and bead arrow.

Part No.	Quantity	Size	Ply
13-310	20/box	2-1/4" x 3"	1
13-312	10/box	2-3/4" x 4-1/2"	2
13-320	10/box	3" x 4-1/8"	2


13-230 Repair Kit. Contains 2 universal patches and .30 oz. cement. Carded. 5/master.



UNIVERSAL REPAIR UNITS

For bias ply and radial tires. Use with Cam-Cure® cement.

- 13-451** Box of 30. 1 ply, 2-1/2" size.



WHITE TIRE LETTERING STICK

Restores the white on hollow and raised letters on tires.

- 17-235** Carded. 5/master.



YELLOW TIRE MARKING CRAYON

- 17-236** Carded. 5/master.

- 17-253** 12 packs of 12 crayons each. Bulk. 144/box.

TIRE REPAIR PRODUCTS



**SUPER-GRIP OPEN-EYE
NEEDLE TIRE REPAIR
HAND TOOL**

15-224 Carded. 6/master.



**SUPER-GRIP TIRE PROBE
HAND TOOL**

15-225 Carded. 6/master.



**SUPER-GRIP SPLIT-EYE
NEEDLE TIRE
REPAIR HAND TOOL**

15-227 Carded. 12/master.



**HEAVY DUTY TRUCK
NEEDLE TIRE
REPAIR HAND TOOL**

15-231 Carded. 6/master.



**REPLACEMENT SHAFT
FOR 15-231**

15-230 1/bag.



**T-HANDLE SPIRAL
CEMENT NEEDLE TIRE
REPAIR HAND TOOL**

15-232 2/bag. 6 bags/master.

TIRE REPAIR PRODUCTS



COTTON APPLICATOR SWAB


17-295 Carded. 12/master.



HEAVY-DUTY STITCHERS

With hardened steel wheel and varnished wooden handle. 1/16" face x 1-1/2" diameter.

17-244 Carded. 6/master.



COMBINATION BUFFER/STITCHER

17-237 Carded. 10/master.



SUPREME HIGH SPEED AIR BUFFER

Light duty buffer for automotive tires and tubes. Maximum 10,000 RPM.

18-264 1/box.



HEAVY DUTY AUTOMOTIVE BUFFING CONE

2-1/2" diameter. Maximum 25,000 RPM.

18-259 1/bag. 12/master.



STANDARD AUTOMOTIVE BUFFING CONE

2" diameter. Maximum 25,000 RPM.

18-260 Carded. 1/master.

TIRE REPAIR PRODUCTS



REPLACEMENT TRUCK INNER TUBE

For use with truck tire
size 700/750 R15/16.
Valve Type TR-150.

12-076 Retail box. 2/master.



1 OZ. TUBE UNIVERSAL CEMENT

Non-Flammable.

12-075 Carded. 6/master.



2 OZ. TUBE UNIVERSAL CEMENT

Non-Flammable.

12-077 Carded. 5/master.



1/4 PINT (4 oz.) UNIVERSAL CEMENT

Non-Flammable.

12-085 Can. 24/master.



1/2 PINT (8 oz.) UNIVERSAL CEMENT

Non-Flammable.

12-086 Can. 6/master.



1 QUART (32 oz.) UNIVERSAL CEMENT

Non-Flammable.

12-089 Can. 12/master.

TIRE REPAIR PRODUCTS



CAM-CURE® HEAVY DUTY CEMENT

Flammable. For professional use.
Chemical Vulcanizing.

12-287 1/2 pint (8 oz.) can. 24/master.



TIRE BEAD SEALER

Prevents bead leaks and eases tire
installation. Includes brush in cap.

12-090 1 quart can. 12/master.



LIQUID TIRE BUFFER/CLEANER

Used to clean rubber so patches will
adhere properly. Use prior to all power
buffing. Non-flammable.

12-092 1 quart can. 12/master.



LIQUID TIRE BUFFER/CLEANER

Used to clean rubber so patches will
adhere properly. Use prior to all power
buffing. Non-flammable.

12-093 16 oz. aerosol can. 12/master.



"STUF" TIRE MOUNTING LUBRICANT WITH RUST INHIBITOR

Stops rubber squeaks, is safe and
easy to use. Mixes with warm water.

12-095 8 lb. pail. 4/master.



RUBBER LUBRICANT

Cleans and preserves tires, rubber
parts, floor mats and vinyl tops.

12-097 1 gallon bottle. 4/master.

TIRE REPAIR PRODUCTS



HIGH VOLUME HAND PUMP

Quick release stem fitting fits both Schrader and Presta valves. Equipped with 24" hose and folding feet for easy storage. Works up to 160 PSI.

17-883 Carded. 2/master.



FOOT PUMP

Sturdy steel construction. Features braided hose with quick release chuck and easy to read pressure gauge. Inflation nozzles and needle included. 100 PSI capacity.

17-884 Box. 2/master.



9 PIECE ROADSIDE SAFETY KIT

Contains: Reflective warning triangle, zip ties, foldable shovel, battery jumper cables, LED flashlight, utility gloves, multi-tool, emergency blanket and storage bag.

41-054 Bag. 2/master.

CHROME SLEEVE SNAP-IN VALVES

Used for .453" diameter rim holes. Do not use on tires that exceed 65 PSI or on rims that exceed .156" thickness. TR 413. 1-1/4" effective length.


30-136-2 2 pack. Carded. 5/master.



CHROME SLEEVE AND NUT DRESS-UP KITS

Used to dress up rubber snap-in valves. Includes 4 sleeves and 4 nuts. Fits TR 413.

30-316-4 4 pack. Carded. 5/master.



TR 412 SNAP-IN VALVE

Fits smaller wheel sizes like hand trucks, wheelbarrows, golf carts and other specialty vehicles with .453" diameter rim hole. Maximum 60 PSI. 7/8" effective length.

30-412-2 2 pack. Carded. 10/master.
30-412-50 Bulk. 50/box.
30-412-500 Bulk. 500/box.



TIRE REPAIR PRODUCTS



TR 413 SNAP-IN VALVES

Fits smaller wheel sizes like hand trucks, wheelbarrows, golf carts and other specialty vehicles with .453" diameter rim hole. Maximum 60 PSI. 1-1/4" effective length.

30-413-2	2 pack. Carded. 5/master.
30-413-10	10/box.
30-413-50	Bulk. 50/box.
30-413-500	Bulk. 500/box.



TR 414 SNAP-IN VALVES

Fits smaller wheel sizes like hand trucks, wheelbarrows, golf carts and other specialty vehicles with .453" diameter rim hole. Maximum 60 PSI. 1-1/2" effective length.

30-414-2	2 pack. Carded. 5/master.
30-414-10	10/box.
30-414-50	Bulk. 50/box.
30-414-500	Bulk. 500/box.



TR 418 SNAP-IN VALVES

Fits smaller wheel sizes like hand trucks, wheelbarrows, golf carts and other specialty vehicles with .453" diameter rim hole. Maximum 60 PSI. 2" effective length.

30-418-2	2 pack. Carded. 5/master.
30-418-10	10/box.
30-418-50	Bulk. 50/box.
30-418-500	Bulk. 500/box.



TR 423 SNAP-IN VALVES

Fits smaller wheel sizes like hand trucks, wheelbarrows, golf carts and other specialty vehicles with .453" diameter rim hole. Maximum 60 PSI. 2-1/2" effective length.

30-423-50	Bulk. 50/box.
-----------	---------------



TR 413 TPMS SNAP-IN VALVES

For use only on vehicles with tire pressure monitoring systems (TPMS) 1-1/4" effective length.

30-427	Carded. 4/master.
--------	-------------------

TIRE REPAIR PRODUCTS

TR 415 SNAP-IN VALVES

Fits .625" rim holes. 1-1/4" effective length.

30-415-2	2 pack. Carded. 5/master.
30-415-10	10/box.
30-415-50	Bulk. 50/box.
30-415-500	Bulk. 500/box.



TR 425 SNAP-IN VALVES

Fits .625" rim holes. 2" effective length.

30-425-2	2 pack. Carded. 5/master.
30-425-10	10/box.
30-425-50	Bulk. 50/box.



TR 430 TUBELESS CLAMP-IN MOTORCYCLE TIRE VALVE

Fully threaded stem for use on many rim thicknesses. O-ring seal. 1-3/16" effective length. Fits .327" valve hole.

30-430-10	Bulk. 10/box.
-----------	---------------



5991B HIGH PERFORMANCE TIRE VALVE

Chrome plated clamp-in valves are easily installed in all types of passenger car wheels with .453" or .625" valve hole.

30-445	Carded. 5/master.
--------	-------------------



TR 416 CLAMP-IN TUBELESS TIRE VALVE

Nickel plated metal valves for passenger cars, light trucks and industrial rims with .453" or .625" valve holes. Rubber grommet forms a seal when valve is clamped to rim. Maximum 130 PSI. Includes 2 rubber grommets.

30-463	Carded. 10/master.	1-1/4" effective length
30-463-50	Bulk. 50/box.	1-1/4" effective length
30-461-50	Bulk. 50/box.	2" effective length



TR 417 CLAMP-IN VALVE FOR FRONT WHEEL DRIVE

Use on Cadillac El Dorado and Oldsmobile Toronado through 1978.

30-472-5	5/box.
----------	--------



TIRE REPAIR PRODUCTS



TR 600HP HIGH PRESSURE SNAP-IN VALVES

Maximum 80 PSI. Fits .453" rim holes. Not for rims over .205" thick. 1.27" effective length.

30-600-10	10/box.
30-600-50	Bulk, 50/box.



TUBE TYPE PASSENGER VALVES

Special compound cushion gum base allows bonding of valve to the tube using hot or cold (chemical bond). Shank diameter .406"

31-013-5	TR 13.	1-3/8" effective length.	5/box.
31-015-5	TR 15.	1.31" effective length.	5/box.



RIM HOLE BUSHING

Used to reduce the size of large rim holes so TR 13 valves fit more snugly.

31-336-100	Bulk, 100/box.
------------	----------------



STRAIGHT CLAMP-IN VALVES

For one-piece drop center rims with 5/8" diameter side-mount valve holes.

32-205-10	TR 501.	1-1/2" effective length.	10/box.
32-200-10	TR 500.	2" effective length.	10/box.

STRAIGHT CLAMP-IN VALVES

For one-piece drop center rims with 5/8" diameter side-mount valve holes.

32-201-10	TR 570.	3-1/8" effective length.	10/box.
32-202-10	TR 571.	3-3/8" effective length.	10/box.
32-203-10	TR 572.	3-3/4" effective length.	10/box.



TIRE REPAIR PRODUCTS

STRAIGHT CLAMP-IN VALVES

For one-piece drop center rims with 5/8" diameter side-mount valve holes.

32-204-10	TR 573.	4-3/8" effective length.	10/box.
32-204-100	TR 573.	4-3/8" effective length.	Bulk. 100/box.



TRUCK TUBELESS VALVE

Fits 9.7 mm (.382") rim holes. Rubber O-ring forms a seal when valve is clamped to rim. Designed specifically for aluminum wheels. 60° bend.

32-543-10	TR 543D.	2.31" effective length.	10/box.
32-547-10	TR 545D.	3.5" effective length.	Bulk. 100/box.



IMPORT TRUCK TUBELESS VALVE (ETRO)

Used on Volvo, Mac and Iveco imported trucks. Fits 9.7 mm (.382") rim holes. Includes O-ring, nut, core and cap. 27° bend.

32-608-10	ETRO V3-20-4.	10/box.
-----------	---------------	---------



TUBELESS TRACTOR VALVE

Has removable core housing. Complete with core housing, valve core, cap, hex nut, washer and rubber grommet. Fits 15.9 mm (.625") rim holes.

34-221-5	TR 618A.	1-7/8" effective length.	5/box.
----------	----------	--------------------------	--------



TRACTOR REPLACEMENT CORE HOUSING

Screws into air-liquid valves and extensions. Features O-ring seal.

34-963-2	TR CH-3.	5/box.
34-963-10	TR CH-3.	10/box.



TIRE REPAIR PRODUCTS



DOUBLE SEALING VALVE EXTENSION

Has 2 O-rings for high pressure applications.

38-313-50 Bulk. 50/box.
38-313-250 Bulk. 250/box.



CHROME PLATED BRASS EXTENSION

38-314-50 3/4" effective length. Bulk. 50/box.



CHROME PLATED BRASS EXTENSION

38-315-4 1-1/4" effective length. 4 pack. Carded. 5/master.
38-315-50 1-1/4" effective length. Bulk. 50/box.



BLACK PLASTIC EXTENSION

38-325-4 1-1/4" effective length. 4 pack. Carded. 5/master.
38-325-50 1-1/4" effective length. Bulk. 50/box.



DUAL WHEEL VALVE EXTENSION

Provides easy access to inner dual wheels on motor homes and other vehicles with small dual wheels. Includes clamp to secure hose to wheel.

38-400 7" effective length. Carded. 2/master.



STANDARD TRUCK EXTENSIONS

Screws onto standard valve cap to make mouth more accessible for service.

38-430-10 3-1/16" effective length. 10/box.
38-432-10 6-1/16" effective length. 10/box.
38-436-10 5-1/16" effective length. 10/box.
38-476-10 2-7/32" effective length. 10/box.
38-477-10 3-1/8" effective length. 10/box.
38-478-10 4-1/8" effective length. 10/box.

TIRE REPAIR PRODUCTS

BENT METAL EXTENSION

90° angle.

38-483-10 1-1/2" effective length. 10/box.



STANDARD VALVE CORE

Recommended for truck, bus and commercial applications. All have .206"-36 threads and are compatible with existing USA, ETRTO and ISO standards. Meets specifications ZZ-V-25 and TR C-1.

38-790-4 4 pack. Carded. 5/master.
38-790-100 Bulk. 100/box.
38-790-1000 Bulk. 1000/box.



HYDRAULIC ACCUMULATOR VALVE CORE

Meets specifications AN-809-1 and MIL-C-5499. Maximum 2000 PSI. 0 to 165° F operating temperature. 70 PSI opening pressure.

38-810-100 Bulk. 100/box.



AIRPLANE VALVE CORE

For high pressure, heat-resisting applications. Meets specifications MIL-V-27317 and TR C-4. Maximum 400 PSI. -65 to 350° F operating temperature. 70 PSI opening pressure.

38-825-100 Bulk. 100/box.



GENERAL PURPOSE VALVE CORE

Meets specifications ZZ-V-25 and TR C-1. Maximum 200 PSI. -40 to 225° F operating temperature. 60 PSI opening pressure.

38-830-100 Bulk. 100/box.



LARGE BORE VALVE CORE

Has .305" -32 threads and is compatible with existing USA standards for large bore valve housings. Meets specification TR C-2. 0-200 PSI.

37-828-10 Bulk. 10/box.




TIRE REPAIR PRODUCTS



FLUID ADAPTER SET

Permits fast filling of tires for ballast. Fits all standard bore air/water valves. Includes extra bushings for standard (.305"-32) and old-style (.406"-26) valves. Button valve on side releases air displaced by fluid.

34-955 1/bag.



VALVE ADAPTER

Convert large bore valves to standard bore.

37-080 Uses outer valve threads. 5/box.
37-096 Uses inner valve threads. 5/box.



TREAD DEPTH GAUGE

Steel indicator bar. Calibrated from 0 - 1" in 1/32" increments and 0-25mm in 1mm increments. Includes handy pocket clip.

40-395 Carded. 5/master.
40-395-100 Bulk. 100/box.



4-WAY TIRE VALVE REPAIR TOOL

Repairs core and stem threads. Has core screwdriver and broken core extractor. Sturdy all metal construction.

41-067 Carded. 5/master.
41-067-20 Bulk. 20/box.



DOUBLE-USE TOOL

For deflating tire tubes and core removal.

41-068 Carded. 10/master.



VALVE CORE EXTRACTING TOOL

Simplifies removal of old cores that are difficult to unscrew.

44-444 Carded. 10/master.
44-444T Carded. 4/master. With torque function.

TIRE REPAIR PRODUCTS



VALVE FISHING TOOL

Centers valve in rim hole while mounting tires. For use on .453" and .625" rim holes.

41-466 Carded. 5/master.



VALVE CORE EXTRACTING TOOL

Simplifies removal of old cores that are difficult to unscrew.

41-469 Carded. 10/master.



TUBELESS TIRE VALVE INSERTING TOOL

Used for installation and removal of rubber snap-in valves.

41-506 Carded. 5/master.



VALVE CAP & CORE REMOVER

Grips and holds core bridge and cap to provide means of inserting cores in hard-to-reach valves.

8769A (Amflo®) 1/box.

TIRE REPAIR PRODUCTS



PLASTIC VALVE CAP VC8

Black plastic caps with seal. Can be used with TPMS valves.

- 38-505** 4 pack. Carded. 5/master. Short.
38-505-100 Bulk. 100/box. Short.
38-505-500 Bulk. 500/box. Short.



PLASTIC VALVE CAP VC8

Long, black plastic caps with seal. Can be used with TPMS valves.

- 38-507** 4 pack. Carded. 6/master. Long.



NITROGEN VALVE CAPS

Green plastic caps with seal. Can be used with TPMS valves.

- 38-510** 4 pack. Carded. 5/master.
38-510-100 Bulk. 100/box.



SCREWDRIVER VALVE CAP VC2

All-purpose cap with screwdriver top for removing and inserting valve cores. Fits .305" -32 threads on standard type valves.

- 38-600-4** 4 pack. Carded. 5/master. Short.
38-600-100 Bulk. 100/box.



SILVER ALUMINUM VALVE CAPS VC3

For valve dress up. Can be used with TPMS valves.

- 38-513** 4 pack. Carded. 6/master.



BLACK ALUMINUM VALVE CAPS VC3

For valve dress up. Can be used with TPMS valves.

- 38-515** 4 pack. Carded. 6/master.



RED ALUMINUM VALVE CAPS VC3

For valve dress up. Can be used with TPMS valves.

- 38-517** 4 pack. Carded. 6/master.



BLUE ALUMINUM VALVE CAPS VC3

For valve dress up. Can be used with TPMS valves.

- 38-511** 4 pack. Carded. 6/master.



STANDARD DOME VALVE CAP VC3

Dome-shaped top and guide on skirt for easy application to valve threads.

- 38-772-4** 4 pack. Carded. 5/master.
38-772-100 Bulk. 100/box.
38-772B-1000 Black finish. Bulk. 1000/box.



CHROME HEX VALVE CAPS

For use on chrome sleeve and high performance valves. Heat resistant.

- 38-712-4** 4 pack. Carded. 5/master.
38-712-100 Bulk. 100/box.



HEX-SHAPED VALVE CAP

Made from hexagon rod for wrench application. Special sealing washer for high pressure use. Conforms to Military Spec. MIL-C-5000 and MS-20813.

- 38-714-100** Bulk. 100/box.



HEAVY DUTY VALVE CAPS

Heavy duty cap with special heat resistant rubber washer. Has guide on skirt for easy application to valve threads. 0-250 PSI. -40° to 200° operating temperature. Nickel plated.

- 38-750-100** Bulk. 100/box.

TIRE REPAIR DISPLAY

All of the most popular tire repair products in one display. Includes all of the top selling patches, repair tools and cements.

96-213

Part # Qty. Description

PEGGED ITEMS

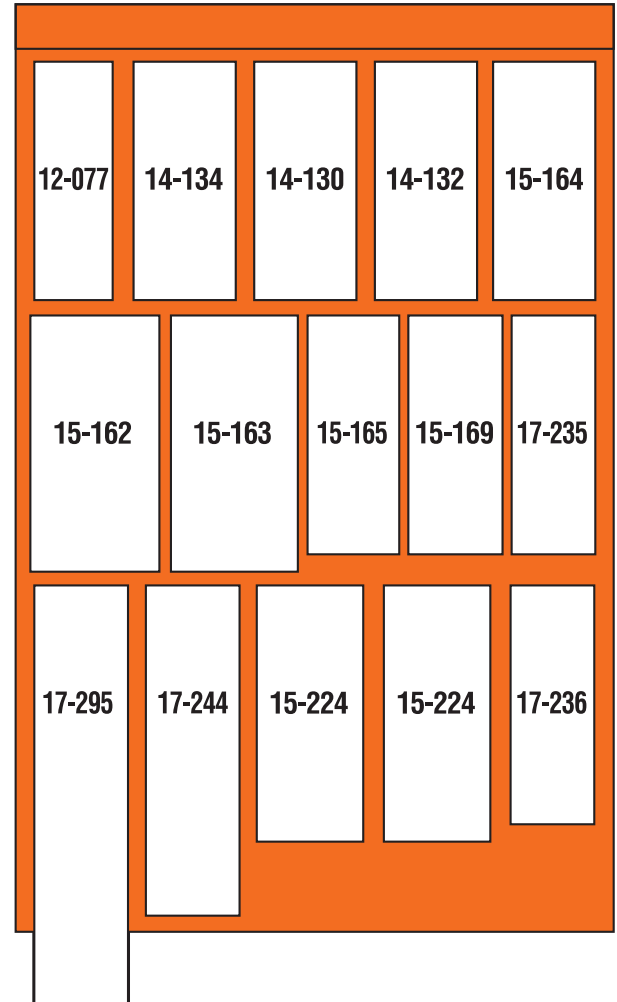
12-077	1	UNIVERSAL CEMENT, 2 OZ
14-134	1	FOIL BACK REPAIR KIT
14-130	1	TUBE TIRE REPAIR KIT
14-132	1	DIY TIRE REPAIR KIT
15-164	1	EMERGENCY REFILL KIT
15-162	1	SUPER-GRIP TIRE REPAIR KIT
15-163	1	EMERGENCY TIRE REPAIR KIT
15-165	1	RADIAL REPAIR KIT
15-169	1	PERMA-STRIP PATCH
15-224	2	OPEN-EYE REPAIR NEEDLE
17-295	1	COTTON APPLICATOR SWAB
17-244	1	PROF STITCHER, 1/14" FACE X 1-1/2"
17-235	1	WHITE TIRE LETTERING STICK
17-236	1	YELLOW TIRE MARKING CRAYON

BASKET ITEMS - NO POSITION ASSIGNED

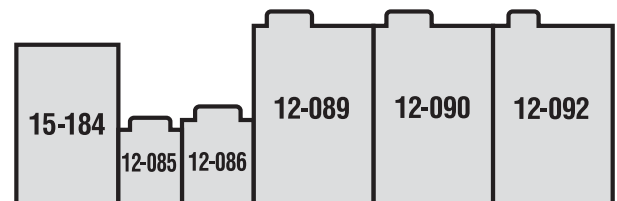
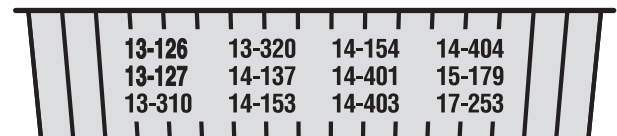
13-126	1	TIRE REPAIR BOOT, 4-1/2"
13-127	1	TIRE REPAIR BOOT, 6"
13-310	1	RADIAL REPAIR UNIT, 2-1/4"X3"
13-320	1	RADIAL REPAIR UNIT, 3"X4-1/8"
14-137	1	RADIAL PATCH, 2-1/4"
14-153	1	BIAS PLY PATCH, 2-1/4"
14-154	1	BIAS PLY PATCH, 3-1/8"
14-401	1	FOIL BACK PATCH, 1-1/2"
14-403	1	FOIL BACK PATCH, 2-1/8"
14-404	2	FOIL BACK PATCH, 3-1/8"
15-179	1	PERMA-STRIP PATCH
17-253	12	YELLOW TIRE CRAYONS, 12 PK

SHELF ITEMS - NO POSITION ASSIGNED

15-184	1	4" RADIAL INSERTS
12-085	1	UNIVERSAL CEMENT, 4 OZ
12-086	1	UNIVERSAL CEMENT, 8 OZ
12-089	1	UNIVERSAL CEMENT, 1 QT
12-090	1	BEAD SEALER, 1 QT
12-092	1	LIQUID BUFFER/CLEANER, 1 QT



BASKET CONTAINS:



Can be purchased as part of a two-sided rack with popular air accessories - part number 96-610.

17-509	17-521	17-519	17-525	17-545
14-134	14-130	17-527	17-551	
15-165	15-169	38-505	38-507	38-600-4
		38-712-4	30-316-4	38-790-4
40-395	41-067	38-325-4	41-444	38-315-4

Can be purchased as part of a four-sided rack with popular air accessories - part number 96-650.

38-505	38-600-4	38-712-4	38-772-4	38-790-4
38-507	38-510	38-900	38-325-4	38-315-4
30-413-2	30-414-2	30-415-2	30-418-2	30-445
30-316-4	12-077	14-130	15-165	15-169
41-067				
14-134	17-236	40-395	41-466	15-162

TIRE MAINTENANCE CENTER

Includes tire gauges, tire patching materials and the most popular tire extensions, caps, cores and sleeves.

96-610-02 (Product Only)

Part #	Qty.	Description
17-509	3	TIRE GAUGE, STANDARD
17-521	3	TIRE GAUGE, LOW PRESSURE
17-519	3	TIRE GAUGE, TRUCK
17-525	3	TIRE GAUGE, TRUCK, DUAL FOOT
17-545	2	TIRE GAUGE, DUAL FOOT SERVICE
14-134	3	FOIL BACK REPAIR KIT
14-130	3	TUBE TIRE REPAIR KIT
17-527	3	TIRE GAUGE, BICYCLE
17-551	3	TIRE GAUGE, DIAL
15-165	3	RADIAL REPAIR KIT
15-169	3	PERMA-STRIP PATCH
38-505	3	PLASTIC VALVE CAP, VC8
38-507	3	LONG PLASTIC VALVE CAP
38-600-4	3	VALVE CAP, SCREWDRIVER TYPE
38-712-4	3	HEX VALVE CAP
30-316-4	3	CHROME VALVE SLEEVES
38-790-4	3	VALVE CORE, TR C-1
40-395	3	TREAD DEPTH GAUGE
41-067	3	TIRE VALVE REPAIR TOOL
38-325-4	3	PLASTIC VALVE EXTENSION, 1-1/4"
41-444	3	VALVE CORE EXTRACTING TOOL
38-315-4	3	VALVE EXTENSION, 1-1/4"

TIRE MAINTENANCE CENTER

Includes the most popular patching materials, valves, caps, tools and other tire repair accessories.

96-650-13 (Product Only)

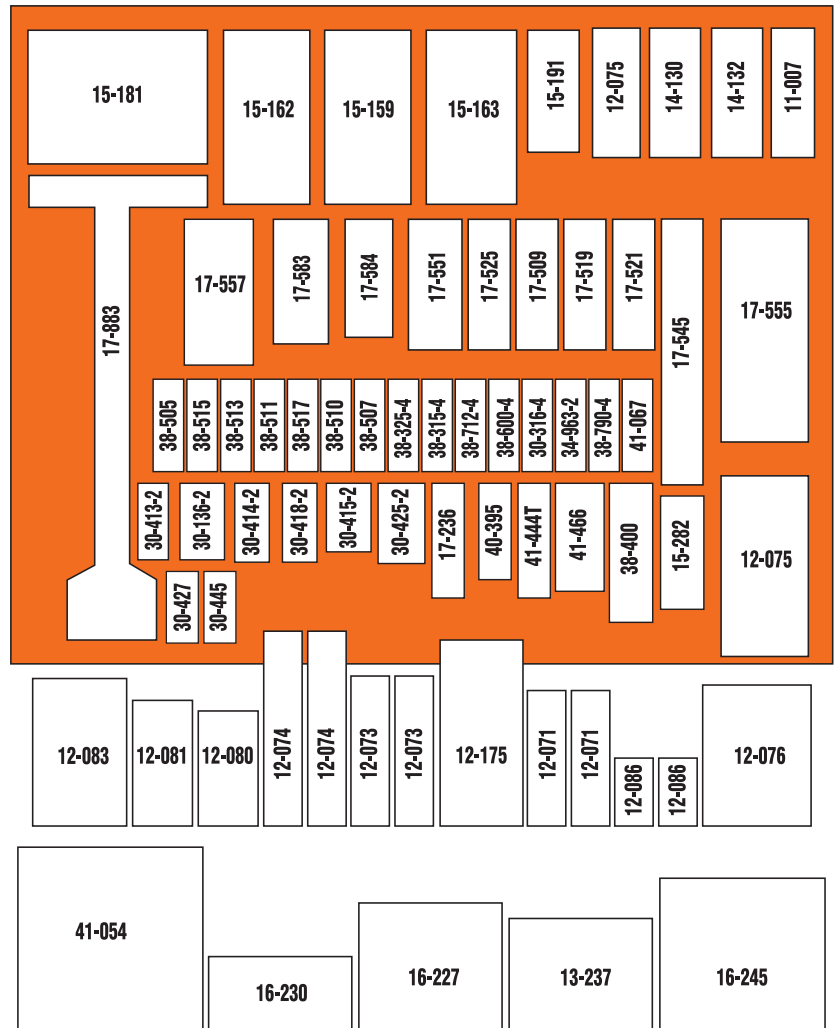
Part #	Qty.	Description
38-505	2	PLASTIC VALVE CAP, VC8
38-600-4	2	SCREWDRIVER TYPE VALVE CAP, VC2
38-712-4	2	HEX VALVE CAP
38-772-4	2	DOMED TYPE CAP, VC3
38-790-4	2	VALVE CORE, C-1
38-507	2	LONG BLACK PLASTIC VALVE CAP
38-510	2	GREEN PLASTIC VALVE CAP
38-900	2	TANK VALVE, 1/8" MNPT
38-325-4	2	PLASTIC VALVE EXTENSION, 1-1/4"
38-315-4	2	VALVE EXTENSION, 1-1/4"
30-413-2	2	SNAP-IN VALVE, TR413
30-414-2	2	SNAP-IN VALVE, TR414
30-415-2	2	SNAP-IN VALVE, TR415
30-418-2	2	SNAP-IN VALVE, TR418
30-445	2	HIGH PERFORMANCE TIRE VALVE
30-316-4	2	CHROME VALVE SLEEVES, TR413
12-077	3	UNIVERSAL CEMENT, 2 OZ
14-130	3	TUBE TIRE REPAIR KIT
15-165	3	RADIAL REPAIR KIT
15-169	3	PERMA-STRIP PATCH
41-067	2	TIRE VALVE REPAIR TOOL
14-134	3	FOIL BACK REPAIR KIT
17-236	2	YELLOW TIRE MARKING CRAYON
40-395	1	TREAD DEPTH GAUGE
41-466	1	VALVE FISHING TOOL
15-162	2	SUPER-GRIP TIRE REPAIR KIT

PLANOGRAM

4' TIRE REPAIR PLANOGRAM (SUGGESTED*)

*Standard pack minimums required.

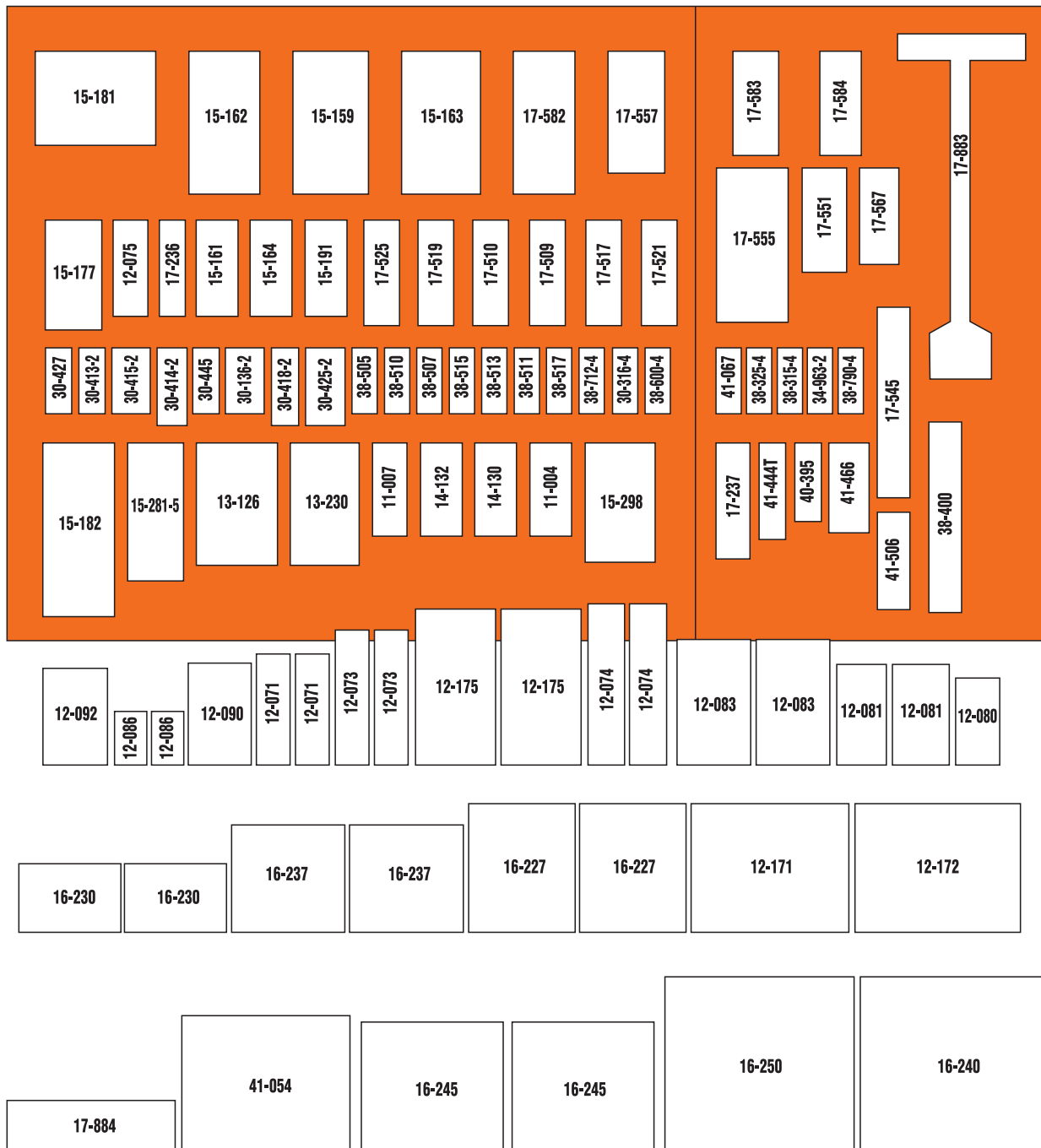
Part #	Row	Description
15-181	1	TOOL BOX DELUXE TIRE REPAIR
15-162	1	KIT T-HANDLED RADIAL REPAIR
15-159	1	KIT T-HANDLE PROFESSIONAL
15-163	1	KIT TIRE REPAIR EMERGENCY
15-191	1	KIT STRING REPAIR 30 PACK
12-075	1	CEMENT UNIVERSAL 1 OZ.
14-130	1	KIT TUBE REPAIR
14-132	1	KIT DIY TIRE REPAIR
11-007	1	KIT TIRE/RUBBER REPAIR
17-883	2	AIR PUMP HAND WITH GAUGE
17-557	2	DIGITAL TIRE AND TREAD DEPTH GAUGE
17-583	2	TIRE GAUGE DIGITAL CARABINEER
17-584	2	GAUGE GADGET KEY CHAIN
17-551	2	GAUGE TIRE-DIAL
17-525	2	GAUGE KIT TIRE TRUCK DUAL FOOT
17-509	2	GAUGE KIT TIRE STANDARD 10-50 PSI
17-519	2	GAUGE TIRE TRUCK
17-521	2	GAUGE TIRE LOW PRESSURE
17-545	2	GAUGE TIRE DUAL FOOT SERVICE
17-555	2	GAUGE TIRE-DIAL TRUCK W/HOSE
38-505	3	CAP VALVE PLASTIC VC8
38-515	3	CAP VALVE BLACK ALUMINUM VC3
38-513	3	CAP VALVE SILVER ALUMINUM VC3
38-517	3	CAP VALVE RED ALUMINUM VC3
38-510	3	CAP VALVE PLASTIC GREEN SEALING
38-507	3	CAP VALVE LONG TPMS VC8
38-325-4	3	VALVE PLASTIC EXTENSION 1-1/4
38-315-4	3	VALVE EXTENSION 1-1/4
38-712-4	3	CAP HEX VALVE
38-600-4	3	CAP SCREWDRIVER TYPE VC2
30-316-4	3	VALVE CHROME SLEEVES TR413
34-963-2	3	TRACTOR REPLACEMENT CORE HOUSING
38-790-4	3	CORE VALVE C-1
41-067	3	TOOL TIRE VALVE REPAIR
30-413-2	4	VALVE SNAP-IN TR413
30-136-2	4	VALVE CHROME SLEEVE SNAP-IN TR413
30-414-2	4	VALVE SNAP-IN TR414
30-418-2	4	VALVE SNAP-IN TR418
30-415-2	4	VALVE SNAP-IN TR415
30-425-2	4	VALVE SNAP-IN TR425 2PK
17-236	4	CRAYON TIRE MARKING YELLOW
40-395	4	GAUGE TREAD DEPTH
41-444T	4	TOOL VALVE CORE TORQUE WRENCH



Part #	Row	Description
41-466	4	TOOL VALVE FISHING
17-237	4	BUFFER/STITCHER
38-400	4	VALVE EXTENSION DUAL WHEEL 2/PK
15-282	4	KIT HEAVY DUTY TRUCK REPAIR
30-427	5	VALVE TPMS SNAP-IN TIRE
30-445	5	VALVE HIGH PERFORMANCE TIRE
12-083	6	TIRE SEALANT 32 OZ BOTTLE
12-081	6	TIRE SEALANT 16 OZ BOTTLE
12-080	6	TIRE SEALANT 8 OZ BOTTLE
12-074	6	TIRE SEALANT 20 OZ AEROSOL
12-074	6	TIRE SEALANT 20 OZ AEROSOL
12-073	6	TIRE SEALANT 16 OZ AEROSOL
12-073	6	TIRE SEALANT 16 OZ AEROSOL
12-175	6	EMERGENCY FLAT TIRE REPAIR
12-071	6	TIRE SEALANT 12 OZ AEROSOL
12-071	6	TIRE SEALANT 12 OZ AEROSOL
12-086	6	CEMENT UNIVERSAL 8 OZ CAN
12-086	6	CEMENT UNIVERSAL 8 OZ CAN
12-076	6	INNER TUBE 700/750 R15/16
41-054	7	KIT EMERGENCY ROADSIDE 9 PC
16-230	7	MINI INFLATOR
16-227	7	INFLATOR STANDARD 12V AND ACCESSORIES
13-237	7	COUPLER 1/4 I/M 3/8 FNPT
16-245	7	INFLATOR HEAVY DUTY DIGITAL

PLANOGRAM

6' TIRE REPAIR PLANOGRAM (SUGGESTED*)



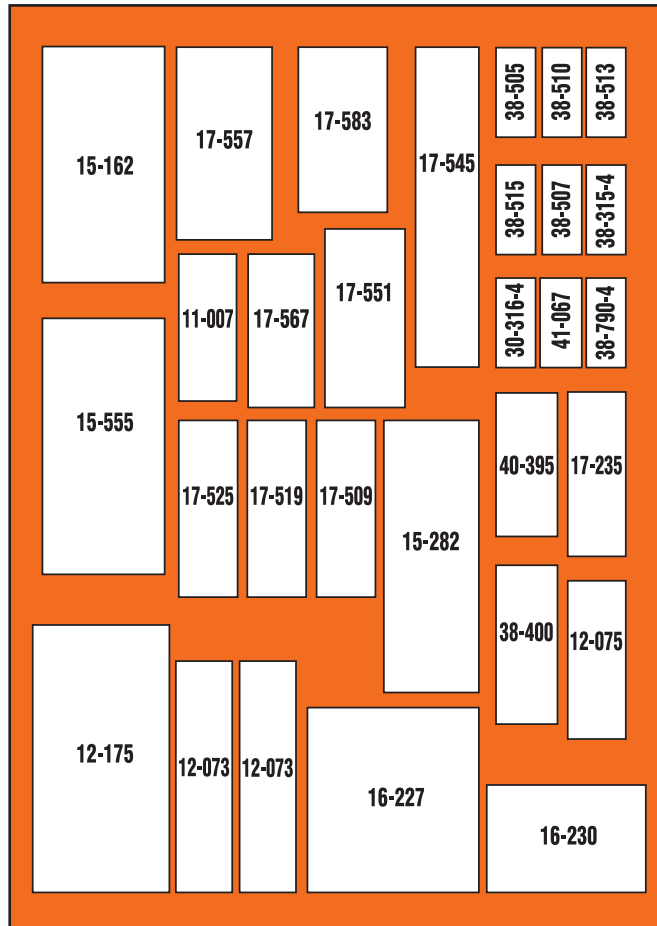
PLANOGRAM

*Standard pack minimums required.

Part #	Row	Description	Part #	Row	Description
15-181	1	TOOL BOX DELUXE TIRE REPAIR	17-545	3	GAUGE TIRE DUAL FOOT SERVICE
15-162	1	KIT T-HANDLED RADIAL REPAIR	15-282	4	KIT HEAVY DUTY TRUCK REPAIR
15-159	1	KIT T-HANDLE PROFESSIONAL	15-281-5	4	TRUCK TIRE REPAIR REFILLS 7" STRINGS
15-163	1	KIT TIRE REPAIR EMERGENCY	13-126	4	PATCH UNITIZED TIRE 4-1/2" 2 PLY 20/BX
17-582	1	GAUGE GADGET 5-1	13-230	4	KIT CAM CURE REPAIR
17-557	1	DIGITAL TIRE AND TREAD DEPTH GAUGE	11-007	4	KIT TIRE/RUBBER REPAIR
17-583	1	TIRE GAUGE DIGITAL CARABINEER	14-132	4	KIT DIY TIRE REPAIR
17-584	1	GAUGE GADGET KEY CHAIN	14-130	4	KIT TUBE REPAIR
17-883	1	AIR PUMP HAND WITH GAUGE	11-004	4	KIT REPAIR BICYCLE
15-177	2	TOOL BOX TIRE REPAIR	15-298	4	KIT PLUG-N-PATCH REPAIR
12-075	2	CEMENT UNIVERSAL 1 OZ.	17-237	4	BUFFER/STITCHER
17-236	2	CRAYON TIRE MARKING YELLOW	41-444T	4	TOOL VALVE CORE TORQUE WRENCH
15-161	2	KIT STRING REPAIR REFILL	40-395	4	GAUGE TREAD DEPTH
15-164	2	KIT REFILL EMERGENCY	41-466	4	TOOL VALVE FISHING
15-191	2	KIT STRING REPAIR 30 PACK	41-506	4	TOOL TUBELESS TIRE INSERT
17-525	2	GAUGE KIT TIRE TRUCK DUAL FOOT	38-400	4	VALVE EXTENSION DUAL WHEEL 2/PK
17-519	2	GAUGE TIRE TRUCK	12-092	5	LIQUID BUFFER CLEANER QUART CAN
17-510	2	GAUGE TIRE 10-75 PSI AMERICAS TIRE	12-086	5	CEMENT UNIVERSAL 8 OZ CAN
17-509	2	GAUGE KIT TIRE STANDARD 10-50 PSI	12-086	5	CEMENT UNIVERSAL 8 OZ CAN
17-517	2	GAUGE TIRE TRACTOR	12-090	5	BEAD SEALER QUART CAN
17-521	2	GAUGE TIRE LOW PRESSURE	12-071	5	TIRE SEALANT 12 OZ AEROSOL
17-555	2	GAUGE TIRE-DIAL TRUCK W/HOSE	12-071	5	TIRE SEALANT 12 OZ AEROSOL
17-551	2	GAUGE TIRE-DIAL	12-073	5	TIRE SEALANT 16 OZ AEROSOL
17-567	2	GAUGE DIAL WITH BLEEDER 5-60 PSI	12-073	5	TIRE SEALANT 16 OZ AEROSOL
30-427	3	VALVE TPMS SNAP-IN TIRE	12-175	5	EMERGENCY FLAT TIRE REPAIR
30-413-2	3	VALVE SNAP-IN TR413	12-175	5	EMERGENCY FLAT TIRE REPAIR
30-415-2	3	VALVE SNAP-IN TR415	12-074	5	TIRE SEALANT 20 OZ AEROSOL
30-414-2	3	VALVE SNAP-IN TR414	12-074	5	TIRE SEALANT 20 OZ AEROSOL
30-445	3	VALVE HIGH PERFORMANCE TIRE	12-083	5	TIRE SEALANT 32 OZ BOTTLE
30-136-2	3	VALVE CHROME SLEEVE SNAP-IN TR413	12-083	5	TIRE SEALANT 32 OZ BOTTLE
30-418-2	3	VALVE SNAP-IN TR418	12-081	5	TIRE SEALANT 16 OZ BOTTLE
30-425-2	3	VALVE SNAP-IN TR425 2PK	12-081	5	TIRE SEALANT 16 OZ BOTTLE
38-505	3	CAP VALVE PLASTIC VC8	12-080	5	TIRE SEALANT 8 OZ BOTTLE
38-510	3	CAP VALVE PLASTIC GREEN SEALING	16-230	6	MINI INFLATOR
38-507	3	CAP VALVE LONG TPMS VC8	16-230	6	MINI INFLATOR
38-515	3	CAP VALVE BLACK ALUMINUM VC3	16-237	6	INFLATOR DELUXE 12V AND ACCESSORIES
38-513	3	CAP VALVE SILVER ALUMINUM VC3	16-237	6	INFLATOR DELUXE 12V AND ACCESSORIES
38-511	3	CAP VALVE BLUE ALUMINUM VC3	16-227	6	INFLATOR STANDARD 12V AND ACCESSORIES
38-517	3	CAP VALVE RED ALUMINUM VC3	16-227	6	INFLATOR STANDARD 12V AND ACCESSORIES
38-712-4	3	CAP HEX VALVE	12-171	6	COMBO KIT STANDARD INFLATOR/PUMP/ACCESS
30-316-4	3	VALVE CHROME SLEEVES TR413	12-172	6	DELUXE EMERGENCY FLAT TIRE REPAIR KIT
38-600-4	3	CAP SCREWDRIVER TYPE VC2	17-884	7	AIR PUMP FOOT WITH GAUGE
41-067	3	TOOL TIRE VALVE REPAIR	41-054	7	KIT EMERGENCY ROADSIDE 9 PC
38-325-4	3	VALVE PLASTIC EXTENSION 1-1/4	16-245	7	INFLATOR HEAVY DUTY DIGITAL
38-315-4	3	VALVE EXTENSION 1-1/4	16-245	7	INFLATOR HEAVY DUTY DIGITAL
34-963-2	3	TRACTOR REPLACEMENT CORE HOUSING	16-250	7	INFLATOR 120V TANKLESS WALL MOUNT
38-790-4	3	CORE VALVE C-1	16-240	7	INFLATOR RECHARGEABLE

PLANOGRAM

2' TIRE REPAIR PLANOGRAM (SUGGESTED*)



*Standard pack minimums required.

Part #	Row	Description	Part #	Row	Description
15-162	1	SUPER-GRIP TIRE REPAIR KIT	41-067	2	4-WAY TIRE VALVE REPAIR TOOL
17-557	1	DIGITAL PRESSURE & TREAD DEPTH GAUGE	38-790-4	2	VALVE CORE, TR C-1
17-583	1	5-IN-1 CARABINER GADGET GAUGE	17-525	3	DUAL FOOT TRUCK GAUGE
17-545	1	DUAL FOOT SERVICE TIRE GAUGE	17-519	3	HIGH PRESSURE TIRE GAUGE
38-505	1	PLASTIC VALVE CAP, VC8	17-509	3	STANDARD TIRE GAUGE
38-510	1	NITROGEN VALVE CAP- GREEN	15-282	3	HEAVY DUTY TRUCK REPAIR KIT
38-513	1	ALUMINUM VALVE CAPS- SILVER	40-395	3	TREAD DEPTH GAUGE
17-555	2	GAUGE TIRE-DIAL TRUCK W/HOSE	17-235	3	WHITE TIRE LETTERING STICK
11-007	2	41 PIECE TRUPATCH KIT	38-400	3	DUAL WHEEL VALVE EXTENSION
17-567	2	MINI DIAL TIRE GAUGE	12-075	3	1 OZ. TIRE CEMENT, NON-FLAMMABLE
17-551	2	DIAL TIRE GAUGE	12-175	4	EMERGENCY FLAT TIRE REPAIR
38-515	2	ALUMINUM VALVE CAPS- BLACK	12-073	4	TruSeal® TIRE SEALANT
38-507	2	LONG PLASTIC VALVE CAP- BLACK	12-073	4	TruSeal® TIRE SEALANT
38-315-4	2	1-1/4" VALVE EXTENSION	16-227	4	INFLATOR STANDARD 12V AND ACCESSORIES
30-316-4	2	CHROME VALVE SLEEVES TR413	16-230	4	MINI INFLATOR

INDEX

Part #	Description	Page
SEALANTS		
12-071	12oz Aerosol Sealant	5
12-073	16oz Aerosol Sealant	5
12-074	20oz Aerosol Sealant	5
12-080	8oz Bottle Sealant	5
12-081	16oz Bottle Sealant	5
12-082	24oz Bottle Sealant	5
12-083	32oz Bottle Sealant	5
INFLATORS AND PUMPS		
12-170	TruSeal® Compact Emergency Tire Repair Kit	6
12-171	TruSeal® Emergency Tire Repair Kit	6
12-172	TruSeal® Deluxe Emergency Tire Repair Kit	6
12-175	Hybrid Inflator™	6
16-227	Dial Inflator	8
16-227-2	Dial Inflator w/ Dial Gauge	8
16-230	Top-Off Mini Inflator, 12v	8
16-237	Digital Inflator	8
16-240	Rechargeable Heavy Duty Inflator, Battery	9
16-245	Heavy Duty Digital Inflator, 12v	8
16-250	Tankless Wall-Mount Inflator	9
TIRE GAUGES		
903D	Dual Foot Tire Gauge with Metal Bar (10-150 PSI)	12
17-509	Standard Tire Gauge (10-50 PSI)	10
17-509C	Standard Tire Gauge (10-50 PSI), Colored	10
17-509P	Standard Tire Gauge (10-50 PSI), Pattern Finish	10
17-510	Pencil Tire Gauge (10-75 PSI)	10
17-517	Tractor Tire Gauge (5-45 PSI)	12
17-519	High Pressure Tire Gauge (20-120 PSI)	10
17-521	Low Pressure Tire Gauge (1-20 PSI)	10
17-523	Easy Reach Tire Gauge (10-50 lbs.)	12
17-525	Dual Foot Truck Gauge (20-120 PSI)	12
17-525B	Dual Foot Truck Gauge (20-120 PSI), Bulk	12
17-527	Bicycle Tire Gauge (20-120 PSI), Red	12
17-537	Digital Tire Gauge (5-99 PSI)	14
17-545	Dual Foot Service Tire Gauge (10-150 PSI)	12
17-548	Straight-On Dual Foot Service Tire Gauge (10-150 PSI), Black	12
17-551	Dial Tire Gauge (10-60 PSI)	13
17-555	Dial Truck Tire Gauge (10-160 PSI)	13
17-557	Digital Tire Pressure & Tread Depth Gauge (5-99 PSI)	14
17-561	Dial Tire Gauge w/ Magnet (10-60 PSI)	13
17-563	Dial Tire Gauge w/ Magnet (10-60 PSI), Rubber Bumper	13
17-565	Straight-On Dual Foot Service Tire Gauge (10-150 PSI)	12
17-567	Mini Dial Tire Gauge (5-60 PSI)	13

Part #	Description	Page
TIRE GAUGES – cont'd		
17-569	Professional Dial Tire Gauge (5-100 PSI)	13
17-580	Mini Tire Gauge w/ Magnet (10-50 PSI), Colored	10
17-581	9-in-1 Digital Gadget Gauge (5-150 PSI)	14
17-582	5-in-1 Digital Gadget Gauge (5-150 PSI)	14
17-583	5-in-1 Carabiner Digital Gadget Gauge (4-140 PSI)	14
17-584	4-in-1 Keychain Digital Gadget Gauge (5-100 PSI)	14
96-520	10-Piece Tire Gauge Display (17-509)	10
96-540	10-Piece Tire Gauge Display (17-519)	10
TIRE REPAIR KITS		
11-007	41 Piece Deluxe TruPatch Kit	17
15-159	Super-Grip Emergency Tire Repair Kit w/ Tire Gauge	16
15-162	Super-Grip Emergency Tire Repair Kit w/ Cement	16
15-163	Emergency Repair Kit	16
15-165	Emergency Repair Radial Tire Kit	16
15-169	Perma-Strip® Repair Kit	16
15-177	31 Piece Tire Repair Toolbox	17
15-181	46 Piece Deluxe Tire Repair Toolbox	17
15-262	Emergency Off-Road Tire Repair Kit	16
15-282	Heavy Duty Truck Tire Emergency Repair Kit	17
PATCHES		
11-004	Bicycle Tube Foil-Back Repair Kit	18
14-130	Chembond® Tube Tire Repair Kit	18
14-132	Radial Tire Repair Kit	18
14-134	Foil-Back Repair Kit	18
14-137	Radial Tire Repair, 2-1/4" round	18
14-139	Radial Tire Repair, 3-1/4" round	18
14-140	Radial Tire Repair, 3-7/8" round	18
14-152	Chembond® Tube Tire Repair, 1-5/8" round	18
14-153	Chembond® Tube Tire Repair, 2-1/4" round	18
14-154	Chembond® Tube Tire Repair, 3" round	18
14-159	Chembond® Tube Tire Repair, 2-5/8" x 5-3/4" Oval	18
14-401	Foil-Back Repair, 1-1/2" round	18
14-403	Foil-Back Repair, 2-1/8" round	18
14-404	Foil-Back Repair, 2-3/4" round	18
STRINGS, PLUGS, BOOTS, MARKING CRAYONS		
13-126	Reinforced Unitized Repair Boots, 4-1/2" size	20
13-127	Reinforced Unitized Repair Boots, 6" size	20
13-128	Reinforced Unitized Repair Boots, 7-3/8" size	20
13-230	Universal Repair Unit Kit	20
13-310	Radial Repair Unit, 2-1/4" x 3"	20
13-312	Radial Repair Unit, 2-3/4" x 4-1/2"	20
13-320	Radial Repair Unit, 3" x 4-1/8"	20

INDEX

Part #	Description	Page
STRINGS, PLUGS, BOOTS, MARKING CRAYONS — cont'd		
13-451	Universal Repair Unit, 2-1/2"	20
15-161	Radial Inserts, 4" length	19
15-164	5 Refill Strips, .30 fl oz. Universal Cement	19
15-179	Perma Strip® Repair, 1/4" x 2"	19
15-184	Radial Inserts, 4" length	19
15-191	Repair Strings, 4" length	19
15-206	String Repairs, 7" length	19
15-207	Heavy Duty String Repairs, 7-1/2" length	19
15-280	Radial Inserts, 4" length	19
15-281	Steel Belted Radial Truck Insert, 7" length	19
15-281-5	Steel Belted Radial Truck Insert, 7" length	19
15-295	Plug-N-Patch Repair, 1/8" stem	20
15-296	Plug-N-Patch Repair, 1/4" stem	20
15-297	Plug-N-Patch Repair, 3/8" stem	20
15-298	Plug-N-Patch Repair Kit	20
17-235	White Tire Lettering Stick/Crayon	20
17-236	Yellow Tire Marking Crayon	20
17-253	Yellow Tire Marking Crayon, Bulk	20
TIRE REPAIR TOOLS		
12-076	Replacement Truck Inner Tube	23
15-224	Super-Grip Open-Eye Needle	21
15-225	Super-Grip Tire Probe	21
15-227	Super-Grip Split-Eye Needle	21
15-230	Heavy Duty Replacement Shaft for 15-231	21
15-231	Heavy Duty Truck Needle	21
15-232	Spiral T-Handle Cement Needle	21
17-237	Combination Buffer/Stitcher	22
17-244	Heavy-Duty Stitcher	22
17-295	Cotton Applicator Swab	22
18-259	Heavy Duty Automotive Buffing Cone	22
18-260	Standard Automotive Buffing Cone	22
18-264	Supreme High Speed Air Buffer	22
CHEMICALS AND SEALANTS		
12-075	Non-Flammable Universal Cement, 1 oz. tube	23
12-077	Non-Flammable Universal Cement, 2 oz. tube	23
12-085	Non-Flammable Universal Cement, 4 oz. can	23
12-086	Non-Flammable Universal Cement, 8 oz. can	23
12-089	Non-Flammable Universal Cement, 1 qt. can	23
12-090	Tire Bead Sealer, 1 qt. can	24
12-092	Liquid Tire Buffer/Cleaner, 1 qt. can	24
12-093	Liquid Tire Buffer/Cleaner, 16 oz. aerosol can	24
12-095	"Stuf" Tire Mounting Lubricant with Rust Inhibitor, 8 lb.	24

Part #	Description	Page
CHEMICALS AND SEALANTS — cont'd		
12-097	Rubber Lubricant, 1 gal.	24
12-287	Cam-Cure® Flammable Cement, 8 oz. can	24
PUMPS, SAFETY KITS		
17-883	High Volume Hand Pump	25
17-884	Foot Pump	25
41-054	9 Pc. Roadside Safety Kit	25
TIRE VALVES		
30-136-2	Chrome Sleeve Snap-In Valves, TR413, 2 Pack	25
30-316-4	Chrome Sleeve and Nuts, Fits TR413, 4 Pack	25
30-412-2	Snap-In Valves for .453 Rim Holes, TR412, 7/8"	25
30-412-50	Snap-In Valves for .453 Rim Holes, TR412, 7/8"	25
30-412-500	Snap-In Valves for .453 Rim Holes, TR412, 7/8"	25
30-413-2	Snap-In Valves for .453 Rim Holes, TR413, 1-1/4"	26
30-413-10	Snap-In Valves for .453 Rim Holes, TR413, 1-1/4"	26
30-413-50	Snap-In Valves for .453 Rim Holes, TR413, 1-1/4"	26
30-413-500	Snap-In Valves for .453 Rim Holes, TR413, 1-1/4"	26
30-414-2	Snap-In Valves for .453 Rim Holes, TR414, 1-1/2"	26
30-414-10	Snap-In Valves for .453 Rim Holes, TR414, 1-1/2"	26
30-414-50	Snap-In Valves for .453 Rim Holes, TR414, 1-1/2"	26
30-414-500	Snap-In Valves for .453 Rim Holes, TR414, 1-1/2"	26
30-415-2	Snap-In Valves for .625 Rim Holes, TR415, 1-1/4"	27
30-415-10	Snap-In Valves for .625 Rim Holes, TR415, 1-1/4"	27
30-415-50	Snap-In Valves for .625 Rim Holes, TR415, 1-1/4"	27
30-415-500	Snap-In Valves for .625 Rim Holes, TR415, 1-1/4"	27
30-418-2	Snap-In Valves for .453 Rim Holes, TR418, 2"	26
30-418-10	Snap-In Valves for .453 Rim Holes, TR418, 2"	26
30-418-50	Snap-In Valves for .453 Rim Holes, TR418, 2"	26
30-418-500	Snap-In Valves for .453 Rim Holes, TR418, 2"	26
30-423-50	Snap-In Valves for .453 Rim Holes, TR423, 2-1/2"	26
30-425-2	Snap-In Valves for .625 Rim Holes, TR425, 2"	27
30-425-10	Snap-In Valves for .625 Rim Holes, TR425, 2"	27
30-425-50	Snap-In Valves for .625 Rim Holes, TR425, 2"	27
30-427	Snap-In Valves for .453 Rim Holes, 1-1/4", TPMS	26
30-430-10	Tubeless Clamp-In Motorcycle Valve, TR430, 1-3/16" length	27
30-445	High Performance Clamp-In Tire Valve, 599IB	27
30-461-50	Clamp-In Tubeless Tire Valves, TR416, 2" length	27
30-463	Clamp-In Tubeless Tire Valves, TR416, 1-1/4" length	27
30-463-50	Clamp-In Tubeless Tire Valves, TR416, 1-1/4" length	27
30-472-5	Clamp-In Tubeless Tire Valves, TR417	27
30-600-10	High Pressure Snap-In Valves, TR600HP, 1.27" length	28
30-600-50	High Pressure Snap-In Valves, TR600HP, 1.27" length	28
31-013-5	Tube Type Passenger Valves, TR13, 1-3/8" length	28

INDEX

Part #	Description	Page
TIRE VALVES – cont'd		
31-015-5	Tube Type Passenger Valves , TR15, 1.31" length	28
31-336-100	Rim Hole Bushing, for TR13 Valves	28
32-200-10	Straight Clamp-In Valves, TR500, 2" length	28
32-201-10	Straight Clamp-In Valves, TR570, 3-1/8" length	28
32-202-10	Straight Clamp-In Valves, TR571, 3-3/8" length	28
32-203-10	Straight Clamp-In Valves, TR572, 3-3/4" length	28
32-204-10	Straight Clamp-In Valves, TR573, 4-3/8" length	29
32-204-100	Straight Clamp-In Valves, TR573, 4-3/8" length	29
32-205-10	Straight Clamp-In Valves, TR501, 1-1/2" length	28
32-543-10	Truck Tubeless Valves, TR543D, 2.31" length	29
32-547-10	Truck Tubeless Valves, TR545D, 3.5" length	29
32-608-10	Import Truck Tubeless Valves (ETRO), V3-20-4	29
34-221-5	Tubeless Tractor Valve, TR618A, 1-7/8" length	29
34-963-2	Tractor Replacement Core Housing, TR-CH-3	29
34-963-10	Tractor Replacement Core Housing, TR-CH-3	29
VALVE EXTENSIONS		
38-313-50	Double Sealing Valve Extension	30
38-313-250	Double Sealing Valve Extension	30
38-314-50	Chrome Plated Brass Valve Extension, 3/4" length	30
38-315-4	Chrome Plated Brass Valve Extension, 1-1/4" length	30
38-315-50	Chrome Plated Brass Valve Extension, 1-1/4" length	30
38-325-4	Black Plastic Valve Extension, 1-1/4" length	30
38-325-50	Black Plastic Valve Extension, 1-1/4" length	30
38-400	Dual Wheel Valve Extension, 7" length	30
38-430-10	Standard Truck Extensions, 3-1/16" length	30
38-432-10	Standard Truck Extensions, 6-1/16" length	30
38-436-10	Standard Truck Extensions, 5-1/16" length	30
38-476-10	Standard Truck Extensions, 2-7/32" length	30
38-477-10	Standard Truck Extensions, 3-1/8" length	30
38-478-10	Standard Truck Extensions, 4-1/8" length	30
38-483-10	Bent Metal Extension, 1-1/2" length	31
VALVE CORES		
37-828-10	Large Bore Valve Core, .305"-32 threads	31
38-790-4	Standard Valve Core, .206"-36 threads	31
38-790-100	Standard Valve Core, .206"-36 threads	31
38-790-1000	Standard Valve Core, .206"-36 threads	31
38-810-100	Hydraulic Accumulator Valve Core, max 2000 PSI	31
38-825-100	Airplane Valve Core, max 400 PSI	31
38-830-100	General Purpose Valve Core	31
VALVE ADAPTERS		
34-955	Fluid Adapter Set	32
37-080	Valve Adapters, uses outer valve thread	32

Part #	Description	Page
VALVE ADAPTERS – cont'd		
37-096	Valve Adapters, uses inner valve thread	32
TIRE SERVICE TOOLS		
8769A	Valve Cap & Core Remover	33
40-395	Tread Depth Gauge	32
40-395-100	Tread Depth Gauge	32
41-067	4-Way Tire Valve Repair Tool	32
41-067-20	4-Way Tire Valve Repair Tool	32
41-068	Double-Use Tool	32
41-444	Valve Core Extracting Tool	32
41-444T	Valve Core Extracting Tool, Torque Function	32
41-466	Valve Fishing Tool	33
41-469	Valve Core Extracting Tool	33
41-506	Tubeless Tire Valve Extracting Tool	33
VALVE CAPS		
38-505	Plastic Valve Cap – VC8	34
38-505-100	Plastic Valve Cap – VC8	34
38-505-500	Plastic Valve Cap – VC8	34
38-507	Plastic Valve Caps, Long	34
38-510	Nitrogen Valve Caps	34
38-510-100	Nitrogen Valve Caps	34
38-511	Aluminum Valve Caps, Blue	34
38-513	Aluminum Valve Caps, Silver	34
38-515	Aluminum Valve Caps, Black	34
38-517	Aluminum Valve Caps, Red	34
38-600-4	Screwdriver Valve Cap – VC2, .305"-32 threads	34
38-600-100	Screwdriver Valve Cap – VC2, .305"-32 threads	34
38-712-4	Chrome Hex Valve Caps	34
38-712-100	Chrome Hex Valve Caps	34
38-714-100	Hex-Shaped Valve Cap	34
38-750-100	Heavy Duty Valve Caps, Nickel Plated, 0-250 PSI	34
38-772-4	Standard Dome Valve Cap – VC3	34
38-772-100	Standard Dome Valve Cap – VC3	34
38-772B-1000	Standard Dome Valve Cap – VC3	34
DISPLAYS/PLANOGRAMS		
96-213		35
96-610-02		36
96-650-13		36



PLEWS & EDELMAANN

AMERICAN INNOVATION SINCE 1909®

Amflö®

AMFLO
PNEUMATIC HOSES & REELS
AIR LINE ACCESSORIES

EDELMAANN®

EDELMAANN
AUTOMATIVE FITTINGS, BRAKE LINES
POWER STEERING HOSE & REPAIR KITS
TURBOCHARGER OIL LINES

LübriMatic®

LUBRIMATIC
GREASES, OILS & SPRAY LUBRICANTS
LUBRICATION EQUIPMENT

TRÜ-FLATE®

TRU-FLATE
AIR LINE ACCESSORIES
INFLATORS
TIRE REPAIR
SEALANTS

Plews & Edelmann
1550 Franklin Grove Road
Dixon, IL 61021 USA
Telephone: 800-770-4639 • Fax: 815-673-7019
www.plews-edelmann.com
©2020 plews & edelmann • Printed in the USA



Amflo®

AIR HOSE, HOSE REELS & AIR ACCESSORIES

AIR ACCESSORIES

TRU-FLATE®

Catalog # 90206

Contents

New Products.....3

Air Hose Assemblies.....4–9

Pneumatic Air Hose & Electrical Cord Reels.....10–11

Plug & Coupler Features & Innovation.....12–15

Plugs & Couplers.....16–29

Inflator Gauges.....30–31

Air Line Chucks.....32–33

Blowguns.....34–39

Hose Fittings.....40–43

Air Line Hook–up Diagram.....44–45

Tru–Flate Filters, Regulators and Lubricators.....46–49

In–Line Air Tools.....50–51

Amflo Filters, Regulators and Lubricators.....52–55

Air Accessories.....56–59

Hose Crimpers & Ferrules.....60

Merchandisers/Displays.....61–64

Parts Index.....65–74



The Plews Advantage

- Full Category Management.
- Constant pulse on the industry and participation in all major data collection resources.
- Complete, in–house marketing and creative team to ensure quick turn–around times.
- Ability to recognize and participate in promotional opportunities that drive an increase in revenue.



NEW PRODUCTS RELEASED

ULTRA AIR® HYBRID AIR HOSE

(see page 4 & 8)



**ENHANCED
COLOR**

HI FLO® CONVERSION KIT

(see page 9 & 27)



RECOIL AIR HOSE KIT

(see page 9 & 58)



INFLATOR GAUGE

(see page 31)



HI FLO® SWIVEL PLUG

(see page 27)



UNIVERSAL SWIVEL COUPLER

(see page 29)



IN-LINE REGULATOR

(see page 51)



AIR HOSE REPAIR KITS

(see page 41)



INFLATION NEEDLES

(see page 39)



Ultra air®

- Premium hybrid material
- High performance flexibility, even in extreme cold
- Lightweight enhanced maneuvering
- Lays flat, kink resistant under pressure
- Premium bend restrictors to extend hose life
- Temperature range: -40°F to +150°F
- Three year warranty

Ultra Air® Hybrid Air Hose

Part No.	Hose Diam.	Hose Length	Working Pressure	Hose Color	Fittings Size	Extras
572-25	1/4"	25'	300 PSI	Yellow	1/4" MNPT	Premium Bend Restrictors
572-50	1/4"	50'	300 PSI	Yellow	1/4" MNPT	Premium Bend Restrictors
572-100	1/4"	100'	300 PSI	Yellow	1/4" MNPT	Premium Bend Restrictors
575-25A	3/8"	25'	300 PSI	Yellow	1/4" MNPT	Premium Bend Restrictors
575-35A	3/8"	35'	300 PSI	Yellow	1/4" MNPT	Premium Bend Restrictors
575-50A	3/8"	50'	300 PSI	Yellow	1/4" MNPT	Premium Bend Restrictors
575-100A	3/8"	100'	300 PSI	Yellow	1/4" MNPT	Premium Bend Restrictors
573-25A	1/2"	25'	300 PSI	Yellow	3/8" MNPT	Premium Bend Restrictors
573-50A	1/2"	50'	300 PSI	Yellow	3/8" MNPT	Premium Bend Restrictors
573-100A	1/2"	100'	300 PSI	Yellow	3/8" MNPT	Premium Bend Restrictors



HOSE MATERIAL	LIGHT WEIGHT	COLD WEATHER FLEXIBILITY	RESISTS TWISTING	NON-MARRING
Hybrid				

○ Good Very Good Excellent



WARNING: KEEP OUT OF REACH OF CHILDREN. This product is designed for use on regulated compressed air lines or on air compressors where pressure does not exceed 300 PSI. Do not exceed the pressure limitation of the hose and/or air operated devices being used. Failure to follow these specifications and directions exactly may result in personal injury and/or property damage.

RUBBER AIR HOSE

Amflo

Rubber Air Hose

Amflo® Rubber Air Hose is ideal for rugged applications where hoses may be dragged over concrete or other rough surfaces. The rubber construction offers very good cold weather flexibility and coils easily for storage. It is ideal for garage, shop, industry, home and many other uses. Temperature Range: -20°F to +165°F. Three year warranty.

Part No.	Hose Diam.	Hose Length	Working Pressure	Hose Color	Fittings Size	Extras
512-25E	1/4"	25'	300 PSI	Red	1/4" MNPT	N/A
512-50E	1/4"	50'	300 PSI	Red	1/4" MNPT	N/A
552-25AE	3/8"	25'	300 PSI	Red	1/4" MNPT	Bend Restrictors
552-50AE	3/8"	50'	300 PSI	Red	1/4" MNPT	Bend Restrictors

HOSE MATERIAL	LIGHT WEIGHT	COLD WEATHER FLEXIBILITY	RESISTS TWISTING	NON-MARRING
Rubber	○	○	●	○

○ Good ○ Very Good ● Excellent

Heavy Duty Rubber Air Hose

Amflo Heavy Duty Rubber Hose is ideal for the most extreme applications where air hoses are needed. Its heavy duty construction is perfect when it must be dragged over concrete or rough surfaces. The heavy duty rubber offers very good cold weather flexibility and allows for easy coiling when finished. Sunlight and chemicals have little to no effect on this heavy duty hose making it perfect for garage, shop, industry, home and many other uses. Best of all, it's Made in the USA! Temperature Range: -40°F to +210°F. Three year warranty.

Part No.	Hose Diam.	Hose Length	Working Pressure	Hose Color	Fittings Size	Extras
556-50A	3/8"	50'	300 PSI	Black	1/4" MNPT	Premium Bend Restrictors

HOSE MATERIAL	LIGHT WEIGHT	COLD WEATHER FLEXIBILITY	RESISTS TWISTING	NON-MARRING
Heavy Duty Rubber	○	○	●	○

○ Good ○ Very Good ● Excellent



WARNING: KEEP OUT OF REACH OF CHILDREN. This product is designed for use on regulated compressed air lines or on air compressors where pressure does not exceed 300 PSI. Do not exceed the pressure limitation of the hose and/or air operated devices being used. Failure to follow these specifications and directions exactly may result in personal injury and/or property damage.

POLYURETHANE & PVC AIR HOSE

Amflo®



Features Field Repairable Ends
Only on 14-50 & 14-100



Polyurethane Air Hose

The light weight of polyurethane hose makes it ideal for applications where dragging a heavy hose is an issue, like roofing. The smooth, non-marring finish also makes it ideal for indoor trim work where scratching surfaces could create damage. Maintains very good cold weather flexibility. Swivel end fittings reduce hose twist and heavy-duty molded bend restrictors reduce kinking and help increase the life of the hose.

Temperature Range: -30°F to +150°F. Four year warranty.

Part No.	Hose Diam.	Hose Length	Working Pressure	Hose Color	Fittings Size	Extras
12-25E	1/4"	25'	300 PSI	Blue	1/4" MNPT	Swivel Fittings, Bend Restrictors
12-50E	1/4"	50'	300 PSI	Blue	1/4" MNPT	Swivel Fittings, Bend Restrictors
12-100E	1/4"	100'	300 PSI	Blue	1/4" MNPT	Swivel Fittings, Bend Restrictors
13-50AE	3/8"	50'	300 PSI	Blue	1/4" MNPT	Swivel Fittings, Bend Restrictors
13-100AE	3/8"	100'	300 PSI	Blue	1/4" MNPT	Swivel Fittings, Bend Restrictors
14-50	1/4"	50'	300 PSI	Blue	1/4" MNPT	Field Repairable End Fittings
14-100	1/4"	100'	300 PSI	Blue	1/4" MNPT	Field Repairable End Fittings

HOSE MATERIAL	LIGHT WEIGHT	COLD WEATHER FLEXIBILITY	RESISTS TWISTING	NON-MARRING
Poly	●	●	●	●

○ Good ● Very Good ● Excellent

PVC Air Hose

Amflo® PVC Air Hose is ideal for general purpose applications. It features a lightweight, flexible, kink-resistant design with bend restrictors. Its bright florescent colors reduce chances of tripping while on a job site. Temperature Range: +20°F to +145°F. Two year warranty.

Part No.	Hose Diam.	Hose Length	Working Pressure	Hose Color	Fittings Size	Extras
576-25A	3/8"	25'	300 PSI	Orange	1/4" MNPT	Bend Restrictors
576-50A	3/8"	50'	300 PSI	Orange	1/4" MNPT	Bend Restrictors
576-100A	3/8"	100'	300 PSI	Orange	1/4" MNPT	Bend Restrictors
554-50A	3/8"	50'	300 PSI	Blue	1/4" MNPT	Bend Restrictors
554-100A	3/8"	100'	300 PSI	Blue	1/4" MNPT	Bend Restrictors

HOSE MATERIAL	LIGHT WEIGHT	COLD WEATHER FLEXIBILITY	RESISTS TWISTING	NON-MARRING
PVC PVC	●	○	○	●

○ Good ● Very Good ● Excellent

WARNING: KEEP OUT OF REACH OF CHILDREN. This product is designed for use on regulated compressed air lines or on air compressors where pressure does not exceed 300 PSI. Do not exceed the pressure limitation of the hose and/or air operated devices being used. Failure to follow these specifications and directions exactly may result in personal injury and/or property damage.

RECOIL AIR HOSES

Amflo

Nylon Recoil Air Hose


Nylon Recoil Hose retains its self-coiling properties and stores itself when finished. Can be used with all air-powered equipment on the job site and in garages, plants and service stations. The swivel end fittings reduce hose twist. Temperature Range: +32°F to +120°F. One year warranty.

Part No.	Hose Diam.	Hose Length	Working Pressure	Hose Color	Fittings Size	Extras
4-12	1/4"	12'	200 PSI	Yellow	1/4" MNPT	Swivel Fittings
4-25E-RET	1/4"	25'	200 PSI	Yellow	1/4" MNPT	Swivel Fittings
4-50E-RET	1/4"	50'	200 PSI	Yellow	1/4" MNPT	Swivel Fittings
6-25	3/8"	25'	200 PSI	Yellow	3/8" MNPT	Swivel Fittings

Polyurethane Recoil Air Hose

Polyurethane Recoil Hose retains its self-coiling properties and stores itself when finished. Can be used with all air-powered equipment on the job site and in garages, plants and service stations. The swivel end fittings reduce hose twist. Bend restrictors reduce kinking and increase the life of the hose. The soft polyurethane finish is less likely to scratch surfaces. Temperature Range: -30°F to +150°F. Three year warranty.

Part No.	Hose Diam.	Hose Length	Working Pressure	Hose Color	Fittings Size	Extras
24-25E-RET	1/4"	25'	120 PSI	Blue	1/4" MNPT	Swivel Fittings, Bend Restrictors
24-50E-RET	1/4"	50'	120 PSI	Blue	1/4" MNPT	Swivel Fittings, Bend Restrictors



WARNING: KEEP OUT OF REACH OF CHILDREN. This product is designed for use on regulated compressed air lines or on air compressors where pressure does not exceed 300 PSI. Do not exceed the pressure limitation of the hose and/or air operated devices being used. Failure to follow these specifications and directions exactly may result in personal injury and/or property damage.

BULK & LEAD-IN AIR HOSES

Amflö



Bulk Air Hose

Part No.	Hose Diam.	Hose Length	Working Pressure	Hose Color	Fittings Size	Extras
Rubber Signal Bell Tubing						
494-100	3/8"	100'	200 PSI	Black	None	N/A
494-500	3/8"	500'	200 PSI	Black	None	N/A
Rubber Air Hose						
514-500	3/8"	500'	300 PSI	Red	None	N/A

Lead-In Air Hose

Lead-In Air Hoses absorb the vibrations and pulsations from air compressors and air impact tools, providing longer life for the balance of the pneumatic system. Ball swivels allow for greater flexibility and bend restrictors prevent the hose from weakening and breaking after frequent sharp bends.

Part No.	Hose Diam.	Hose Length	Working Pressure	Hose Color	Fittings Size	Extras
PVC Lead-In Hose						
25-24-RET	1/4"	24"	300 PSI	Blue	1/4" MNPT x 1/4" FNPT	Swivel End
Rubber Lead-In Hose						
25L-24BD	1/4"	24"	300 PSI	Red	1/4" MNPT x 1/4" FNPT	Ball Swivel, Bend Restrict.
25L-60BD	1/4"	60"	300 PSI	Red	1/4" MNPT x 1/4" FNPT	Ball Swivel, Bend Restrict.
37L-30B-RET	3/8"	30"	300 PSI	Red	1/4" MNPT x 1/4" FNPT	Ball Swivel, Bend Restrict.
Ultra Air® Hybrid Lead-In Hose						
57L-30B-RET	3/8"	30"	300 PSI	Yellow	1/4" MNPT x 1/4" FNPT	Ball Swivel, Bend Restrict.
57L-48B-RET	3/8"	48"	300 PSI	Yellow	1/4" MNPT x 1/4" FNPT	Ball Swivel, Bend Restrict.
57L-72B-RET	3/8"	72"	300 PSI	Yellow	1/4" MNPT x 1/4" FNPT	Ball Swivel, Bend Restrict.

WARNING: KEEP OUT OF REACH OF CHILDREN. This product is designed for use on regulated compressed air lines or on air compressors where pressure does not exceed 300 PSI. Do not exceed the pressure limitation of the hose and/or air operated devices being used. Failure to follow these specifications and directions exactly may result in personal injury and/or property damage.

AIR KITS / BONUS PACKS

Amflo

Air Hose Kits / Bonus Packs

Part No.	Hose Diam.	Hose Length	Working Pressure	Hose Material	Hose Color	Fittings Size	Extras
10-11K	1/4"	11 1/2'	N/A	Type A Nylon	Gray	Compression Tee x 1/4" MNPT	Compression Tee to splice into Air Seat Supply Line, Blowgun with Two Nozzles
41-253	1/4"	23'	120 PSI	Poly	Blue	1/4" MNPT	14-Piece Kit: Safety Blowgun, 5 Tips, 1/4" Coupler, Three 1/4" Plugs, Chuck, Two Couplings, Tire Gauge
574-50GH	3/8"	50'	300 PSI	PVC	Red	1/4" MNPT x Glad Hand	Universal Glad-Hand Kit Dual-foot Air Chuck
575-50AGH	3/8"	50'	300 PSI	Hybrid	Yellow	1/4" MNPT x Glad Hand	Universal Glad-Hand Kit, Dual-foot Air Chuck, Premium Bend Restrictors
14-50K	1/4"	50'	300 PSI	Poly	Blue	1/4" MNPT	9-Piece Kit: Safety Blowgun, 5 Tips, 1/4" Coupler, Two 1/4" Plugs
576-50AK	3/8"	50'	300 PSI	PVC	Orange	1/4" MNPT	9-Piece Kit: Safety Blowgun, 5 Tips, 1/4" Coupler, Two 1/4" Plugs
552-50AK (24 pc Display)	3/8"	50'	300 PSI	Rubber	Red	1/4" MNPT	9-Piece Kit: Safety Blowgun, 5 Tips, 1/4" Coupler, Two 1/4" Plugs
552-50AK-5	3/8"	50'	300 PSI	Rubber	Red	1/4" MNPT	9-Piece Kit: Safety Blowgun, 5 Tips, 1/4" Coupler, Two 1/4" Plugs
580-50ACK	3/8"	50'	300 PSI	Hybrid	Gray	1/4" MNPT	5-Piece Kit: 2 HI FLO Couplers, 3 HI FLO Plugs



10-11K



41-253



574-50GH



575-50AGH



14-50K



576-50AK



552-50AK



580-50ACK

WARNING: KEEP OUT OF REACH OF CHILDREN. This product is designed for use on regulated compressed air lines or on air compressors where pressure does not exceed 300 PSI. Do not exceed the pressure limitation of the hose and/or air operated devices being used. Failure to follow these specifications and directions exactly may result in personal injury and/or property damage.

AUTOMATIC REELS

Amflo®



588HR-RET



538HR-RET
541HR-RET
543HR-RET



546HR-RET



507HR-RET
508HR-RET
518HR-RET

Automatic Enclosed Air Hose Reels

From DIYers to heavy-duty professionals, the Amflo® brand of automatic enclosed air hose reels has something for everyone. All reels feature impact resistant housing, guided automatic hose rewind system and a 180° steel swivel mounting bracket. The ability to be mounted vertically or horizontally allows them to fit any workspace configuration. Give consumers what they need with our Automatic Enclosed Air Hose Reels.

Part No.	Hose Diam.	Hose Length	Working Pressure	Hose Color	Fittings Size	Extras
Enclosed Ultra Air® Hybrid Air Hose Reel						

588HR-RET	3/8"	50'	300 PSI	Yellow	1/4" MNPT	Ratchet Brake, Bend Restrictors
------------------	------	-----	---------	--------	-----------	---------------------------------

Enclosed Ultra PRO® Hybrid Air Hose Reels						
--	--	--	--	--	--	--

Additional features for 538HR-RET, 541HR-RET, 543HR-RET, and 546HR-RET:

- Stop anywhere braking system for added convenience.
- Slow rewind spring helps retract air hose at a slower rate than most reels.
- 546HR-RET features the above, in addition to a carrying handle and quick disconnect bracket for maximum portability.

541HR-RET	3/8"	33'	300 PSI	Yellow	1/4" MNPT	Bend Restrictors
543HR-RET	3/8"	50'	300 PSI	Yellow	1/4" MNPT	Bend Restrictors
546HR-RET	3/8"	65'	300 PSI	Yellow	1/4" MNPT	Bend Restrictors
538HR-RET	1/2"	50'	300 PSI	Yellow	3/8" MNPT	Bend Restrictors

Automatic Open Face Air Hose Steel Reels

Amflo open face hose reels have an all steel construction for industrial versatility. They feature a spring-wound auto-rewind mechanism and a locking ratchet brake. Can be mounted vertically or horizontally. Guide arm is adjustable to dispense hose at various angles. Ultra PRO open face reels come with robust bend restrictors for extended hose life. These open face hose reels are perfect for your heavy duty and industrial consumers.

Part No.	Hose Diam.	Hose Length	Working Pressure	Hose Color	Fittings Size	Extras
Open Face Ultra PRO® Hybrid Air Hose Reels						

507HR-RET	3/8"	25'	300 PSI	Yellow	1/4" MNPT	Bend Restrictors
508HR-RET	3/8"	50'	300 PSI	Yellow	1/4" MNPT	Bend Restrictors
518HR-RET	1/2"	50'	300 PSI	Yellow	3/8" MNPT	Bend Restrictors

AUTOMATIC / MANUAL REELS

Amflo®

2n1 Automatic Open Face Steel Reel

The Amflo® 2n1 steel reel combines an air hose and an electrical cord operating as two independent self-retracting assemblies, perfect for jobs that require pneumatic and electrical power feeds. The all steel construction is great for industrial versatility and can be mounted vertically or horizontally. Features spring-wound auto rewind and locking ratchet brake. Guide arm is adjustable to dispense hose at various angles. Equipped with built-in resettable circuit breaker and lighted triple socket for easy power recognition and multi-tool use capabilities. Perfect for any garage, professional or DIY.

Part No.	Hose Diam.	Cord Gauge	Hose/Cord Length	Hose/Cord Color	Fittings Size	Extras
Ultra PRO® 2n1 Extension Cord & Hybrid Air Hose Reel						
603-2N1-RET	3/8"	14 AWG	25' Hose / 50' Cord	Yellow	1/4" MNPT	3 Plug Lighted Socket, Bend Restrictors

Automatic Electric Cord Reels

Amflo enclosed cord reels feature high impact enclosed housing and 180° steel swivel mounting bracket. With their locking ratchet brake and automatic cord rewind system these cord reels are perfect for any consumer. Equipped with built-in resettable circuit breaker and lighted triple socket for easy power recognition and multi-tool use capabilities. Can be mounted vertically or horizontally to fit any workspace configuration.

Part No.	Cord Length	Cord Gauge	Cord Color	Extras
ELECTRAREEL® Enclosed Cord Reels				
590CR-RET	40'	12AWG	Yellow	3 Plug Lighted Socket
591CR-RET	50'	14AWG	Yellow	3 Plug Lighted Socket

Manual Air Hose Reels

Amflo manual hose reels feature all steel construction, comfortable handle grips and a spring tension brake to prevent accidental unwinding. Standard manual reels can be mounted horizontally or vertically and are available in three configurations – assembled with hose and assembled or unassembled without hose to take up less space on the retail shelf. The dual output manual reel sits on the ground or can be conveniently nailed to the roof for maximum maneuverability. It is perfect for the construction site as it comes with 75' of lightweight polyurethane air hose. Manual hose reels are perfect for the economical shopper in the market for an air hose reel.

Part No.	Hose Diam.	Hose Length	Working Pressure	Hose Color	Fittings Size	Extras
Manual Reel - Preassembled						
545HR-RET	3/8"	75'	200 PSI	Gold	1/4" NPT	Dual Output Fittings, Poly Hose
Manual Reel - Unassembled						
503HR-RET	N/A	N/A	250 PSI	N/A	1/4" NPT	N/A

603-2N1-RET



590CR-RET
591CR-RET



545HR-RET



503HR-RET



INNOVATIVE PACKAGE DESIGN

TRU-FLATE® Amflö®

Tru-Flate® Packaging

- Tru-Flate offers innovative, patented die-cut packaging to aid in the selection process.
 - Plug outline template built into card to compare profiles
 - Reduces confusion for end-user
 - Patent number 9169053
- Tire repair and air accessories packages are coordinated to give a strong, unmistakable family appearance at retail.



Coupler / Plug Key Ring

These sturdy key rings are among the finest available. Similar to 1/8" pneumatic coupler and plug sets with steel construction and heavy nickel plating. Will provide years of reliable service and security.

900-10 10/box.

900 Bulk.100/box.



900

Coupler / Plug Identifier


Makes coupler and plug sales easy. Gives counter men a "surefire" way to quickly and accurately identify the proper 1/4" series plug for their coupler. Metal bar has each of four basic design plugs permanently fastened to the bar. Color-coded plugs on bar match correct coupler and plug package. Each design name is stamped in bar. Complete with handy hanger strap.

96-901 Coupler Test Bar. 1/bag.

96-902 Plug Test Bar. 1/bag.



96-901



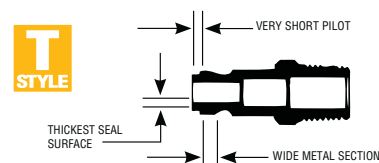
96-902

How to Identify Interchange Designs

Interchangeability of pneumatic couplings is determined by PLUG DESIGN. Learn to identify the basic plug types, and coupler and plug interchange will become easy. There are several different designs currently used in the market with I/M being the most popular at about 70% of couplers and plugs sold.

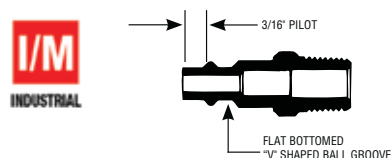
Automotive Tru-Flate Design 12/13-100 Series

This design is easily recognized because it has the shortest plug pilot in the industry; however, it has the widest metal section between the ball groove and the pilot. In addition, the sealing surface on the end of the plug is wider than other "interchange" designs. This design provides better sealing characteristics and longer seal life.



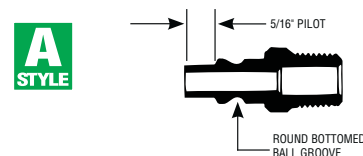
Industrial Milton Design 12/13-200 Series

This design has been adopted by many coupler manufacturers, including Milton, Hansen, ARO, Lincoln and Schrader. It will work with either "sleeve" type or "push" type couplers. There are several different designs currently used in the market with I/M being the most popular at about 70% of couplers and plugs sold.



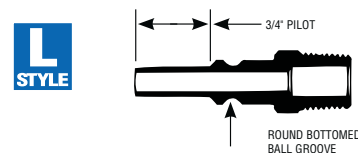
Automotive ARO Design 12/13-300 Series

This design is characteristic of the ARO 210 series, and requires a coupler of proper matching design. Although similar in appearance to the "Industrial/Milton Interchange" design, it can be easily distinguished because its pilot is 1/8 inch longer and its ball groove is nearly round.



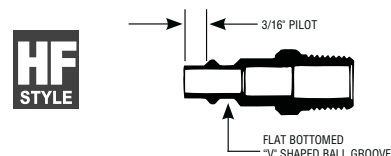
Lincoln Design 12/13-400 Series

The "Lincoln long-stem" design is the most easily identified design. The long 3/4 inch pilot is so distinctive it cannot be confused with other designs. It will only mate with couplers of matching design and size.



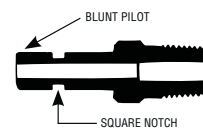
HI FLO Design 12/13-900 Series

The HI FLO design has a similar profile to the I/M design, but has a much wider opening to allow almost three times the air flow. HI FLO plugs will not work with any other coupler design, but the HI FLO couplers will work with a small leak with some of the standard coupler designs if the need should arise.

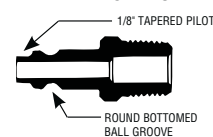


Other Designs

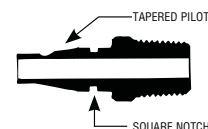
GRACO



DIAMOND-U



SCHRADER STANDARD



How to Interchange Couplers and Plugs

Design Selection

Similar name designs, whether manufactured by Amflo, Tru-Flate or a competitor, are interchangeable. NOTE: Designs are not interchangeable with other designs.

Size Selection

There are three BODY SERIES sizes – Standard 1/4 inch and Heavy Duty 3/8 inch and 1/2 inch. To interchange, the coupler and plug must have the same body size.

CFM FLOW REQUIREMENTS

TRU-FLATE® **Amflo®**

CHOOSE THE RIGHT COUPLER & PLUG FOR YOUR APPLICATION

Standard Couplers & Plugs

- Steel is suitable for indoor use or in dry conditions
- Brass is suitable for indoor or outdoor use
 - Resists rust & corrosion in damp conditions

Best Used For:

- DIY / Homeowner
 - Shop inflation
 - Air guns for cleanup of floors / workbenches



Tru-Match® Couplers & Plugs

- Aluminum is suitable for indoor or outdoor use
- Perfect for consumers who need to keep air lines separated

Best Used For:

- DIY / Homeowner / Semi-Professional
 - Air tools & nailers
 - Paint guns & sanders



HI FLO® Couplers & Plugs

- Aluminum is suitable for indoor or outdoor use
- Perfect for consumers who require a higher amount of air flow

Best Used For:

- Professionals / Shops
 - Air tools & nailers
 - Air guns
 - Paint & body tools



* all CFM flow values were tested using 90 PSI

Plews Accidental Disconnect Protection

All Amflo and Tru-Flate couplers come with a sleeve guard that reduces the potential for accidental disconnect caused by snags or tight work spaces. It also has the added benefit of protecting the sleeve under the toughest working conditions.



HI FLO® & TRU-MATCH® AIR FITTINGS

TRU-FLATE® Amflo®


TRU-FLATE®

HI FLO® COUPLERS & PLUGS



- Increased flow ensures your tools will provide maximum torque and optimal performance.
- Push-to-connect design for quick easy connections.
- Durable lightweight T6 aluminum construction.
- Corrosion resistant with stainless steel ball bearings.

**Let Your Customers
Unleash The
Full Power
Of Their
Air Tools!**



Allow consumers to replace their fittings, not their hose.

TRU-FLATE®

TRU-MATCH® COUPLERS & PLUGS

- Push-to-connect design for quick easy connections.
- Couplers allow increased air flow compared to 25 CFM standard couplers.
- Durable lightweight T6 aluminum construction.
- Color-code lubricated vs dry lines to prevent cross contamination.



PLUGS & COUPLERS

TRU-FLATE® Amflo®



I/M Industrial Design

Adopted by most coupler manufacturers, this plug design is considered the industrial standard. It can be identified by the 3/16" pilot and flat bottom V-shaped ball groove. Conforms to ANSI (NFPA) T3.20.14-1990 dimensions. Couplers are available in both standard and push-to-connect style sleeve.

Thread	NPT	Style	Metal	Tru-Flate	Quantity	Amflo	Quantity
1/4" Body Series – Plugs							
Male	1/4"	A	Steel	—	—	CP21	10/box
Male	1/4"	A	Steel	—	—	CP21-100	100/box
Male	1/4"	A	Steel	12-225	10/master*	—	—
Male	1/4"	A	Steel	12-225-2²	10/master*	—	—
Swivel M	1/4"	I	Steel	12-223	10/master*	—	—
Male	1/4"	A	Brass	—	—	CP21B	10/box
Male	1/4"	A	Brass	—	—	CP21B-100	100/box
Male	1/4"	A1	Aluminum	12-224R	10/box	—	—
Male	3/8"	A	Steel	—	—	CP21-03	10/box
Male	3/8"	A	Steel	12-227	10/master*	—	—
Female	1/4"	B	Steel	—	—	CP20	10/box
Female	1/4"	B	Steel	—	—	CP20-100	100/box
Female	1/4"	B	Steel	12-235	10/master*	—	—
Female	1/4"	B	Steel	12-235-2²	10/master*	—	—
Swivel F	1/4"	J	Steel	12-233	10/master*	—	—
Female	1/4"	B	Brass	—	—	CP20B	10/box
Female	1/4"	B	Brass	—	—	CP20B-100	100/box
Female	1/4"	B1	Aluminum	12-234R	10/box	—	—
Female	3/8"	B	Steel	—	—	CP20-23	10/box
Female	3/8"	B	Steel	12-237	10/master*	—	—
Female	.307-32"	B	Steel	—	—	CP22	10/box
Hose Barb	1/4"	C	Steel	—	—	CP21-42	10/box
Hose Barb	1/4"	C	Steel	—	—	CP21-42-100	100/box
Hose Barb	3/8"	C	Steel	—	—	CP21-44	10/box
Hose Barb	3/8"	C	Steel	—	—	CP21-44-100	100/box
Lock-On	1/4"	K	Steel	—	—	CP21-42L	10/box
Lock-On	3/8"	K	Steel	—	—	CP21-44L	10/box

* - Carded display package

² - Two pack on a carded display package

PLUGS & COUPLERS

TRU-FLATE® Amflo®



I/M Industrial Design

Thread	NPT	Style	Metal	Tru-Flate	Quantity	Amflo	Quantity
1/4" Body Series – Couplers							
Male	1/4"	D	Steel	—	—	C21	10/box
Male	1/4"	D	Steel	—	—	C21-100	100/box
Male	1/4"	D	Brass	—	—	C21B	10/box
Male	1/4"	D	Brass	—	—	C21B-100	100/box
Male	1/4"	D	Brass	13-225	10/master*	—	—
Male	1/4"	D1	Aluminum	13-224R	10/box	—	—
Male	3/8"	D	Steel	—	—	C21-03	10/box
Male	3/8"	D	Brass	—	—	C21-03B	10/box
Male	3/8"	D	Brass	13-227	10/master*	—	—
Male	3/8"	D	Brass	—	—	C21-03B-100	100/box
Female	1/4"	E	Steel	—	—	C20	10/box
Female	1/4"	E	Steel	—	—	C20-100	100/box
Female	1/4"	E	Brass	—	—	C20B	10/box
Female	1/4"	E	Brass	—	—	C20B-100	100/box
Female	1/4"	E	Brass	13-235	10/master*	—	—
Female	1/4"	E1	Aluminum	13-234R	10/box	—	—
Female	3/8"	E	Steel	—	—	C20-23	10/box
Female	3/8"	E	Steel	—	—	C20-23-100	100/box
Female	3/8"	E	Brass	—	—	C20-23B	10/box
Female	3/8"	E	Brass	13-237	10/master*	—	—
Hose Barb	1/4"	F	Steel	—	—	C20-42	10/box
Hose Barb	1/4"	F	Steel	—	—	C20-42-100	100/box
Hose Barb	1/4"	F	Brass	—	—	C20-42B	10/box
Hose Barb	3/8"	F	Steel	—	—	C20-44	10/box
Hose Barb	3/8"	F	Steel	—	—	C20-44-100	100/box
Hose Barb	3/8"	F	Brass	—	—	C20-44B	10/box
Lock-On	1/4"	L	Steel	—	—	C20-42L	10/box
Lock-On	1/4"	L	Brass	—	—	C20-42LBP-100	100/box
Lock-On	3/8"	L	Steel	—	—	C20-44L	10/box
Lock-On	3/8"	L	Brass	—	—	C20-44LBP-100	100/box

*Carded display package

WARNING: Due to their large size, these couplers should not be connected or disconnected if the line pressure exceeds 40 PSI.
WARNING: Couplers and plugs are intended for use on compressed air lines only. All have maximum rated working pressure of 300 PSI.



PLUGS & COUPLERS

TRU-FLATE® Amflo®



I/M Industrial Design



13-203



A



B



C



K



13-209R

Thread	NPT	Style	Metal	Tru-Flate	Quantity	Amflo	Quantity
Plug/Coupler Sets / Kits							
One each of 12-225 and 13-235				13-201	10/master*	—	—
One each of 12-225, 12-235, 13-235 and 21-505				13-203	5/master*	—	—
One each 13-234R, 12-224R, and 12-234R				13-207R	10/master*	—	—
One 13-224R, One 13-234R, Two 12-234R, and Three 12-224R				13-209R	10/master*	—	—
Two each 13-224R, Two 13-234R, Four 12-234R, and Six 12-224R				13-211R	10/master*	—	—

Thread	NPT	Style	Metal	Tru-Flate	Quantity	Amflo	Quantity
3/8" Body Series – Plugs							
Male	1/4"	A	Steel	12-523	5/master*	—	—
Male	1/4"	A	Steel	—	—	CP25-02	10/box
Male	1/4"	A	Steel	—	—	CP25-02-100	100/box
Male	3/8"	A	Steel	—	—	CP25	10/box
Male	3/8"	A	Steel	—	—	CP25-50	50/box
Male	3/8"	A	Steel	12-527	5/master*	—	—
Male	1/2"	A	Steel	—	—	CP25-04	10/box
Female	1/4"	B	Steel	—	—	CP26-22	10/box
Female	3/8"	B	Steel	—	—	CP26	10/box
Female	3/8"	B	Steel	12-537	5/master*	—	—
Female	1/2"	B	Steel	—	—	CP26-24	10/box
Hose Barb	3/8"	C	Steel	—	—	CP25-44	10/box
Hose Barb	1/2"	C	Steel	—	—	CP25-45	10/box
Lock-On	3/8"	K	Steel	—	—	CP25-44L	10/box

*Carded display package

PLUGS & COUPLERS

TRU-FLATE® Amflo®



I/M Industrial Design

Thread	NPT	Style	Metal	Tru-Flate	Quantity	Amflo	Quantity
3/8" Body Series – Couplers							
Male	1/4"	D	Steel	—	—	C25-02	10/box
Male	3/8"	D	Steel	—	—	C25	10/box
Male	3/8"	D	Steel	—	—	C25-50	50/box
Male	3/8"	D	Steel	13-527	5/master*	—	—
Female	1/4"	E	Steel	—	—	C26-22	10/box
Female	3/8"	E	Steel	—	—	C26	10/box
Female	3/8"	E	Steel	—	—	C26-50	50/box
Female	3/8"	E	Steel	13-537	5/master*	—	—
Female	1/2"	E	Steel	—	—	C26-24	10/box
Hose Barb	3/8"	F	Steel	—	—	C26-44	10/box
Hose Barb	1/2"	F	Steel	—	—	C26-45	10/box
Lock-On	3/8"	L	Steel	—	—	C26-44L	10/box

1/2" Body Series – Plugs

Male	3/8"	A	Steel	—	—	CP17-03	10/box
Male	1/2"	A	Steel	—	—	CP17	10/box
Female	3/8"	B	Steel	—	—	CP18-23	10/box
Female	1/2"	B	Steel	—	—	CP18	10/box
Hose Barb	1/2"	C	Steel	—	—	CP17-45	10/box

1/2" Body Series – Couplers

Male	3/8"	D	Steel	—	—	C9-03	10/box
Male	1/2"	D	Steel	—	—	C9	10/box
Male	1/2"	D	Steel	—	—	C9-50	50/box
Male	1/2"	D	Steel	13-705	5/master*	—	—
Female	3/8"	E	Steel	—	—	C10-23	10/box
Female	1/2"	E	Steel	—	—	C10	10/box
Female	1/2"	E	Steel	—	—	C10-50	50/box
Female	1/2"	E	Steel	13-713	5/master*	—	—
Hose Barb	1/2"	F	Steel	—	—	C10-45	10/box

*Carded display package



WARNING: Due to their large size, these couplers should not be connected or disconnected if the line pressure exceeds 40 PSI.
WARNING: Couplers and plugs are intended for use on compressed air lines only. All have maximum rated working pressure of 300 PSI.


PLUGS & COUPLERS

TRU-FLATE® Amflo®



T-Style® Design

The Tru-Flate Design Plug is recognized by the extremely short pilot; however, it has the widest metal section between the groove and the pilot. The sealing surface on the end of the plug is wider than other interchanges, resulting in better sealing and longer seal life. The Tru-Flate Design Coupler utilizes the tubular valve which supports the seal and allows more air flow at lower pressure drops than most competitive couplers. Couplers are available in both standard and push-to-connect style sleeve.



Thread	NPT	Style	Metal	Tru-Flate	Quantity	Amflo	Quantity
1/4" Body Series – Plugs							
Male	1/4"	A	Steel	—	—	CP1	10/box
Male	1/4"	A	Steel	—	—	CP1-100	100/box
Male	1/4"	A	Steel	12-125	10/master*	—	—
Male	1/4"	A	Steel	12-125-2²	10/master*	—	—
Male	1/4"	A	Brass	—	—	CP1B	10/box
Male	1/4"	A1	Aluminum	12-124B	10/box	—	—
Male	3/8"	A	Steel	—	—	CP1-03	10/box
Male	.307-32"	A	Steel	—	—	CP1-302	10/box
Female	1/4"	B	Steel	—	—	CP2	10/box
Female	1/4"	B	Steel	—	—	CP2-100	100/box
Female	1/4"	B	Steel	12-135	10/master*	—	—
Female	1/4"	B	Steel	12-135-2²	10/master*	—	—
Female	1/4"	B	Brass	—	—	CP2B	10/box
Female	1/4"	B1	Aluminum	12-134B	10/box	—	—
Female	3/8"	B	Steel	—	—	CP2-23	10/box
Hose Barb	1/4"	C	Steel	—	—	CP1-42	10/box
Hose Barb	3/8"	C	Steel	—	—	CP1-44	10/box
Lock-On	1/4"	K	Steel	—	—	CP1-42L	10/box
Lock-On	3/8"	K	Steel	—	—	CP1-44L	10/box

* - Carded display package

² - Two pack on a carded display package

PLUGS & COUPLERS

TRU-FLATE® Amflo®



T-Style® Design

Thread	NPT	Style	Metal	Tru-Flate	Quantity	Amflo	Quantity
1/4" Body Series – Couplers							
Male	1/4"	D	Brass	13-125	10/master*	—	—
Male	1/4"	D	Brass	—	—	C1B-100	100/box
Male	1/4"	D	Steel	—	—	C1	10/box
Male	1/4"	D	Steel	—	—	C1-100	100/box
Male	1/4"	D1	Aluminum	13-124B	10/box	—	—
Male	3/8"	D	Steel	—	—	C1-03	100/box
Female	1/4"	E	Brass	—	—	C2B	10/box
Female	1/4"	E	Brass	—	—	C2B-100	100/box
Female	1/4"	E	Brass	13-135	10/master*	—	—
Female	1/4"	E	Steel	—	—	C2	10/box
Female	1/4"	E	Steel	—	—	C2-100	100/box
Female	1/4"	E1	Aluminum	13-134B	10/box	—	—
Female	3/8"	E	Steel	—	—	C2-23	10/box
Hose Barb	1/4"	F	Steel	—	—	C2-42	10/box
Hose Barb	3/8"	F	Steel	—	—	C2-44	10/box
Lock-On	1/4"	L	Steel	—	—	C2-42L	10/box
Lock-On	3/8"	L	Steel	—	—	C2-44L	10/box
Plug/Coupler Set							
One each 13-135 and 12-125				13-101	10/master*	—	—
One each 13-134B, 12-124B, and 12-134B				13-107B	10/master*	—	—
One 13-124B, One 13-134B, Two 12-134B, and Three 12-124B				13-109B	10/master*	—	—
Two each 13-124B, Two 13-134B, Four 12-134B, and Six 12-124B				13-111B	10/master*	—	—

* - Carded display package



13-109B

WARNING: Due to their large size, these couplers should not be connected or disconnected if the line pressure exceeds 40 PSI.
WARNING: Couplers and plugs are intended for use on compressed air lines only. All have maximum rated working pressure of 300 PSI.



D



D1



E



E1



F



L

PLUGS & COUPLERS

TRU-FLATE® Amflo®



T-Style® Design

Thread	NPT	Style	Metal	Tru-Flate	Quantity	Amflo	Quantity
3/8" Body Series – Plugs							
Male	1/4"	A	Steel	–	–	CP7	10/box
Male	1/4"	A	Steel	–	–	CP7-50	50/box
Male	1/4"	A	Steel	12-603	10/master*	–	–
Male	1/4"	A	Steel	12-603-2²	10/master*	–	–
Male	3/8"	A	Steel	–	–	CP5	10/box
Male	3/8"	A	Steel	–	–	CP5-50	50/box
Male	3/8"	A	Steel	12-605	10/master*	–	–
Male	1/2"	A	Steel	–	–	CP5-04	10/box
Female	1/4"	B	Steel	–	–	CP8	10/box
Female	1/4"	B	Steel	12-611	10/master*	–	–
Female	1/4"	B	Steel	–	–	CP8-50	50/box
Female	3/8"	B	Steel	–	–	CP6	10/box
Female	3/8"	B	Steel	12-613	10/master*	–	–
Female	1/2"	B	Steel	–	–	CP6-24	10/box
Hose Barb	3/8"	C	Steel	–	–	CP5-44	10/box
Lock-On	3/8"	K	Steel	–	–	CP5-44L	10/box
3/8" Body Series – Couplers							
Male	1/4"	D	Steel	–	–	C7	10/box
Male	1/4"	D	Steel	–	–	C7-50	50/box
Male	1/4"	D	Steel	13-603	5/master*	–	–
Male	3/8"	D	Steel	–	–	C5	10/box
Male	3/8"	D	Steel	13-605	5/master*	–	–
Male	3/8"	D	Steel	–	–	C5-50	50/box
Male	1/2"	D	Steel	–	–	C5-04	10/box
Female	1/4"	E	Steel	–	–	C8	10/box
Female	1/4"	E	Steel	13-611	5/master*	–	–
Female	1/4"	E	Steel	–	–	C8-50	50/box
Female	3/8"	E	Steel	–	–	C6	10/box
Female	3/8"	E	Steel	13-613	5/master*	–	–
Female	3/8"	E	Steel	–	–	C6-50	50/box
Female	1/2"	E	Steel	–	–	C6-24	10/box
Hose Barb	3/8"	F	Steel	–	–	C6-44	10/box
Hose Barb	1/2"	F	Steel	–	–	C6-45	10/box

* - Carded display package

² - Two pack on a carded display package



PLUGS & COUPLERS


TRU-FLATE® Amflo®



T-Style® Design

Thread	NPT	Style	Metal	Tru-Flate	Quantity	Amflo	Quantity
1/2" Body Series – Plugs							
Male	3/8"	A	Steel	—	—	CP9-03	10/box
Male	1/2"	A	Steel	—	—	CP9	10/box
Male	1/2"	A	Steel	12-705	10/master*	—	—
Female	3/8"	B	Steel	—	—	CP10-23	10/box
Female	1/2"	B	Steel	—	—	CP10	10/box
Female	1/2"	B	Steel	—	—	CP10-50	50/box
Female	1/2"	B	Steel	12-713	5/master*	—	—
1/2" Body Series – Couplers							
Male	3/8"	D	Steel	—	—	C9-03	10/box
Male	1/2"	D	Steel	—	—	C9	10/box
Male	1/2"	D	Steel	—	—	C9-50	50/box
Male	1/2"	D	Steel	13-705	5/master*	—	—
Female	3/8"	E	Steel	—	—	C10-23	10/box
Female	1/2"	E	Steel	—	—	C10	10/box
Female	1/2"	E	Steel	—	—	C10-50	50/box
Female	1/2"	E	Steel	13-713	5/master*	—	—
Hose Barb	1/2"	F	Steel	—	—	C10-45	10/box
Recappers – Plugs							
Female	.307-32"	—	Steel	—	—	CP12	10/box
Recappers – Couplers							
Female	1/4"	—	Steel	—	—	C2R	10/box

*Carded display package



WARNING: Due to their large size, these couplers should not be connected or disconnected if the line pressure exceeds 40 PSI.

WARNING: Couplers and plugs are intended for use on compressed air lines only. All have maximum rated working pressure of 300 PSI.

PLUGS & COUPLERS

TRU-FLATE® Amflo®



A-Style Design

This design is identified by a 5/16" pilot and ball groove which is nearly round. It is similar in appearance to the Industrial interchange and care must be taken to correctly identify it. Couplers are available in both standard and push-to-connect style sleeve.

Thread	NPT	Style	Metal	Tru-Flate	Quantity	Amflo	Quantity
1/4" Body Series – Plugs							
Male	1/4"	A	Steel	–	–	CP37	10/box
Male	1/4"	A	Steel	–	–	CP37-100	100/box
Male	1/4"	A	Steel	12-325	10/master*	–	–
Male	1/4"	A	Steel	12-325-2 ²	10/master*	–	–
Male	1/4"	A1	Aluminum	12-324G	10/box	–	–
Male	3/8"	A	Steel	–	–	CP37-03	10/box
Female	1/4"	B	Steel	–	–	CP38	10/box
Female	1/4"	B	Steel	–	–	CP38-100	100/box
Female	1/4"	B	Steel	12-335	10/master*	–	–
Female	1/4"	B	Steel	12-335-2 ²	10/master*	–	–
Female	1/4"	B1	Aluminum	12-334G	10/box	–	–
Female	3/8"	B	Steel	–	–	CP38-23	10/box
Hose Barb	1/4"	C	Steel	–	–	CP37-42	10/box
Lock-On	3/8"	K	Steel	–	–	CP37-44L	10/box
Plug/Coupler Sets							
One each of Tru-Flate 12-325 and 13-335				13-301	10/master*	–	–
One each 13-334G, 12-324G, and 12-334G				13-307G	10/master*	–	–
One 13-324G, One 13-334G, Two 12-334G, and Three 12-324G				13-309G	10/master*	–	–
Two each 13-324G, Two 13-334G, Four 12-334G, and Six 12-324G				13-311G	10/master*	–	–

* - Carded display package

² - Two pack on a carded display package



13-309G

PLUGS & COUPLERS

TRU-FLATE® Amflo®



A-Style Design


Thread	NPT	Style	Metal	Tru-Flate	Quantity	Amflo	Quantity
1/4" Body Series – Couplers							
Male	1/4"	D	Steel	–	–	C37	10/box
Male	1/4"	D	Steel	–	–	C37-100	100/box
Male	1/4"	D	Brass	13-324	10/box	–	–
Male	1/4"	D	Brass	13-325	10/master*	–	–
Male	1/4"	D1	Aluminum	13-324G	10/box	–	–
Male	3/8"	D	Steel	–	–	C37-03	10/box
Female	1/4"	E	Steel	–	–	C38	10/box
Female	1/4"	E	Steel	–	–	C38-100	100/box
Female	1/4"	E	Brass	13-334	10/box	–	–
Female	1/4"	E	Brass	13-334-07	100/box	–	–
Female	1/4"	E	Brass	13-335	10/master*	–	–
Female	1/4"	E1	Aluminum	13-334G	10/box	–	–
Female	3/8"	E	Steel	–	–	C38-23	10/box
Hose Barb	1/4"	F	Steel	–	–	C38-42	10/box
Hose Barb	3/8"	F	Steel	–	–	C38-44	10/box
1/4" Push Couplers							
Female	1/4"	H	Steel	–	–	C46	10/box
Female	1/4"	H	Steel	13-775	10/master*	–	–
3/8" Body Series – Plugs							
Male	3/8"	A	Steel	–	–	CP35	10/box
Female	3/8"	B	Steel	–	–	CP36	10/box
3/8" Body Series – Couplers							
Male	3/8"	D	Steel	–	–	C35	10/box
Female	3/8"	E	Steel	–	–	C36	10/box

*Carded display package

WARNING: Due to their large size, these couplers should not be connected or disconnected if the line pressure exceeds 40 PSI.
WARNING: Couplers and plugs are intended for use on compressed air lines only. All have maximum rated working pressure of 300 PSI.



D



D1



E



E1



F



H

PLUGS & COUPLERS

TRU-FLATE® Amflo®



L-Style Design

This plug is the most easily recognized design. The long 3/4" pilot is so distinctive it cannot be confused with any other designs. Couplers are available in sleeve type only.



Thread	NPT	Style	Metal	Tru-Flate	Quantity	Amflo	Quantity
1/4" Body Series – Plugs							
Male	1/4"	A	Steel	–	–	CP27	10/box
Male	1/4"	A	Steel	–	–	CP27-100	100/box
Male	1/4"	A	Steel	12-425	10/master*	–	–
Female	1/4"	B	Steel	–	–	CP28	10/box
Female	1/4"	B	Steel	–	–	CP28-100	100/box
Female	1/4"	B	Steel	12-435	10/master*	–	–
1/4" Body Series – Couplers							
Male	1/4"	D	Steel	13-424	10/box	–	–
Male	1/4"	D	Steel	13-425	10/master*	–	–
Female	1/4"	E	Steel	13-434	10/box	–	–
Female	1/4"	E	Steel	–	–	C28-100	100/box
Female	1/4"	E	Steel	13-435	10/master*	–	–
Plug/Coupler Set							
One each of 12-425 and 13-435				13-401	10/master*	–	–



HI FLO® Design

HI FLO® couplers and plugs are specifically designed for use in HVLP (High Volume, Low Pressure) situations, such as paint spray guns, abrasive blast cabinets and high cfm air tools. HI FLO® couplers and plugs can allow up to 70+ CFM of air flow, almost three times the air flow of standard couplers and plugs.

Thread	NPT	Style	Metal	Tru-Flate	Quantity	Amflo	Quantity
HI FLO® Series – Plugs							
Male	1/4"	F	Steel	–	–	CP91	10/box
Male	1/4"	F	Steel	–	–	CP91-100	100/box
Male	1/4"	H	Aluminum	12-924	10/box	–	–
Male	1/4"	H	Aluminum	12-925 ²	10/master*	–	–
Female	1/4"	G	Steel	–	–	CP90	10/box
Female	1/4"	G	Steel	–	–	CP90-100	100/box
Female	1/4"	I	Aluminum	12-934	10/box	–	–
Female	1/4"	I	Aluminum	12-935 ²	10/master*	–	–

* - Carded display package

² - Two pack on a carded display package

PLUGS & COUPLERS

TRU-FLATE® Amflo®



HI FLO® Design

Thread	NPT	Style	Metal	Tru-Flate	Quantity	Amflo	Quantity
HI FLO® Series – Swivel Plug							

Swivel Plugs Feature:

- Increased flow ensures your tools will provide maximum torque and optimal performance.
- 360° swivel helps air hose from kinking.
- Made with lightweight aluminum reducing user fatigue.

Male	1/4"	A	Aluminum	12-929	10/master*	–	–
------	------	---	----------	--------	------------	---	---

HI FLO® Series – Brass Push-To-Connect Couplers							
--	--	--	--	--	--	--	--

Brass Push-To-Connect Couplers Feature:

- Durable heavy duty brass construction.
- 50 CFM compared to 25 CFM of standard couplers.

Male	1/4"	B	Brass	–	–	C91	10/box
------	------	---	-------	---	---	-----	--------

Male	1/4"	B	Brass	–	–	C91-100	100/box
------	------	---	-------	---	---	---------	---------

Female	1/4"	C	Brass	–	–	C90	10/box
--------	------	---	-------	---	---	-----	--------

Female	1/4"	C	Brass	–	–	C90-100	100/box
--------	------	---	-------	---	---	---------	---------

HI FLO® Series – Aluminum Push-To-Connect Couplers							
---	--	--	--	--	--	--	--

Aluminum Push-To-Connect Couplers Feature:

- Lightweight T6 aluminum construction.
- Extreme corrosion resistance: stainless steel ball bearings, spring and valve.
- 70+ CFM, almost three times the air flow of standard couplers.

Male	1/4"	D	Aluminum	13-924	10/box	–	–
------	------	---	----------	--------	--------	---	---

Male	1/4"	D	Aluminum	13-925	10/master*	–	–
------	------	---	----------	--------	------------	---	---

Female	1/4"	E	Aluminum	13-934	10/box	–	–
--------	------	---	----------	--------	--------	---	---

Female	1/4"	E	Aluminum	13-935	10/master*	–	–
--------	------	---	----------	--------	------------	---	---

Plug/Coupler Sets							
--------------------------	--	--	--	--	--	--	--

One 13-934, One 12-934, and Two 12-924	13-903	10/master*	–	–
--	--------	------------	---	---

One 13-924, Two 13-934, Three 12-934, and Four 12-924	13-907	10/master*	–	–
---	--------	------------	---	---


HI FLO® Series – 6 pc Conversion Kit							
---	--	--	--	--	--	--	--

Aluminum Push-To-Connect Couplers Feature:

- Lightweight T6 aluminum construction.
- Extreme corrosion resistance: stainless steel ball bearings, spring and valve.
- 70+ CFM, almost three times the air flow of standard couplers.
- Includes one each of 13-924, 13-934, 12-934, and two pieces of 12-924.

Male	1/4"	F	Aluminum	580-50ACK	10/box	–	–
------	------	---	----------	-----------	--------	---	---

* - Carded display package



WARNING: Due to their large size, these couplers should not be connected or disconnected if the line pressure exceeds 40 PSI.
WARNING: Couplers and plugs are intended for use on compressed air lines only. All have maximum rated working pressure of 300 PSI.

PLUGS & COUPLERS

TRU-FLATE® Amflo®



ST-Style Design

These couplers and plugs have no valves. Smooth straight-thru bore allows maximum flow. Made from solid brass bar stock. Couplers have stainless steel springs and balls. Excellent for carpet cleaners, vacuum service and pressure washers. Interchanges with Parker ST type.

Thread	NPT	Style	Metal	Tru-Flate	Quantity	Amflo	Quantity
Straight-Thru Series – Plugs							
Male	3/8"	A	Brass	–	–	CPST5B	10/box
Female	1/4"	B	Brass	–	–	CPST4B	10/box
Female	1/4"	C	Brass	–	–	CPST17B	10/box
Female	3/8"	B	Brass	–	–	CPST6B	10/box
Female	1/2"	B	Brass	–	–	CPST8B	10/box
Straight-Thru Series – Couplers							
Female	1/4"	D	Brass	–	–	CST4B	10/box
Female	1/4"	E	Brass	–	–	CST17B	10/box
Female	3/8"	D	Brass	–	–	CST6B	10/box
Female	1/2"	D	Brass	–	–	CST8B	10/box



D-Style Design

Diamond-U are primarily found on the West Coast. Plated steel couplers have hardened steel balls and stainless steel plugs. Plugs are heat treated to reduce wear on critical mating surfaces.

Thread	NPT	Style	Metal	Tru-Flate	Quantity	Amflo	Quantity
Diamond-U Series – Plugs							
Male	1/4"	F	Steel	–	–	CP33	10/box
Female	1/4"	G	Steel	–	–	CP34	10/box
Diamond-U Series – Couplers							
Male	1/4"	H	Steel	–	–	C31	10/box
Female	1/4"	I	Steel	–	–	C30	10/box

WARNING: Due to their large size, these couplers should not be connected or disconnected if the line pressure exceeds 40 PSI.

WARNING: Couplers and plugs are intended for use on compressed air lines only. All have maximum rated working pressure of 300 PSI.

PLUGS & COUPLERS

TRU-FLATE® Amflo®



Universal Design

Can be used with T, I/M and A Design 1/4" plugs, eliminating confusion among designs. Deluxe push-to-connect style makes coupling quick and easy. Heavy duty brass or composite construction means longer life. Unique tubular valve design allows greater air flow, up to 35 CFM.

3 Year Leak Proof Guarantee!

Thread	NPT	Style	Metal	Tru-Flate	Quantity	Amflo	Quantity
Combo Coupler® • 3 Year Leak-Proof Guarantee							
Male	1/4"	A	Brass	13-512	10/box	—	—
Male	1/4"	A	Brass	13-513	10/master*	—	—
Female	1/4"	B	Brass	13-514	10/box	—	—
Female	1/4"	B	Brass	13-515	10/master*	—	—
Swivel Coupler							
Female	1/4"	C	Brass	13-518	6/master*	—	—
Composite Universal Coupler							
Female	1/4"	D	—	—	—	C60C	10/box

*Carded display package

Safety Design

Safety couplers are made from light-weight, corrosion resistant composite and aluminum materials making them safer to use. The push button safety release eliminates air pressure and blow back when connecting and disconnecting air hoses and tools. Safety couplers are designed to be used with I/M and T style plugs. Available in black, hi-vis orange for added safety.

- Couplers can be used with I/M and T style plugs.
- Push-Button 2-step safety design. Push once to vent the air line, push again to release the plug.
- Composite body is perfect for use with paint guns.

Thread	NPT	Style	Color	Metal	Tru-Flate	Quantity	Amflo	Quantity
Safety Couplers								
Male	1/4"	E	Black	Steel/ Aluminum	13-229	5/master*	—	—
Female	1/4"	F	Black	Steel/ Aluminum	13-239	5/master*	—	—


*Carded display package

WARNING: Due to their large size, these couplers should not be connected or disconnected if the line pressure exceeds 40 PSI.
WARNING: Couplers and plugs are intended for use on compressed air lines only. All have maximum rated working pressure of 300 PSI.




INFLATOR GAUGES

TRU-FLATE® Amflo®




101TF




17-850



17-855



17-860



17-865 150E-RET
150



17-863

• Tru-Flate • Amflo

Standard Duty Inflator Gauge

Zinc die cast housing with zinc plated steel lever. Swivel dual foot chuck and replaceable brass cartridge. Complete with bleeder valve to easily release tire over inflation. Calibrated 20–120 PSI in 2 PSI increments.

With 12" Hose and Dual Foot Chuck.

101TF Carded. 10/master.

Deluxe Inflator Gauges

Rugged zinc casting, with rubber bumper guard to protect against damage if dropped, and easy-to-read recessed sight glass. Replaceable valve assembly and gauging cartridge. Calibrated 10–120 PSI in 2 lb. steps.

With 12" Hose and Dual Foot Chuck.

17-850 Carded. 10/master.

With 24" Hose and Clip-On Chuck.

17-855 1/box.

Deluxe Straight-On Inflator Gauges *with Bleeder Valve*

Same high quality inflator gauge but with a convenient bleeder valve to enable the operator to "zero" the gauge and release pressure during filling. Allows the operator to stand away from the tire being inflated and thus meets OSHA regulation No. 1910.177.

With 36" Hose and Straight-On Dual Foot Chuck.

17-860 1/box.

NOTE: Because of the internal construction of the Straight-On Dual Foot Chucks, they can only be installed on Tru-Flate® inflator gauges with bleeder valves.

Bayonet Style Inflator Gauges

Features rubber hose and chrome plated castings with brass internal parts for long life. Solid brass bar is calibrated 10–90 PSI in 2 PSI increments.

With 12" Hose and Straight-On Tapered Chuck.

17-865 Carded. 5/master. **150E-RET** Carded. 5/master.

150 1/box.

150-50 Bulk. 50/box.

With 12" Hose and Swivel Dual Foot Chuck.

17-863 1/box.

INFLATOR GAUGES

TRU-FLATE® Amflo®

• Tru-Flate • Amflo

Heavy Duty Inflator Gauges

Heavy chrome plated castings with protective sleeve over dial tube. Plated steel handle is riveted to body. Solid brass bar is calibrated 10 to 120 PSI in 2 PSI increments.

Highly Accurate Dial Inflator

Easy-to-read dial is calibrated 0 to 160 PSI. Tapered chuck and swivel dual foot make getting into tight spots easy. A must for racing tires and truck fleets.

135 1/box.

Straight-On Tapered Chuck Inflator with 12" hose.

100D Carded. 1/master.

Swivel Dual Foot Chuck Inflator with 12" hose

For use on vehicles with smaller dual wheels.

101D Carded. 1/master.

Straight-On Dual Foot Chuck Inflator

Durable black epoxy finish.

101HD 1/box.

Master Air Inflator Gauges

Inflates and checks pressure of passenger cars, motorcycles and trucks. Has a five ft. hose length. Dual calibrated 10 to 170 PSI and .7 to 12 bar. Calibrated in 2 lb. increments.

3910S Master Air Inflator Gauge with standard bore. 1/box.

3912 Master Air Inflator Gauge with 1/4" MNPT fitting. 1/box.

Digital Inflator Gauges

Users can watch the highly accurate back-lit digital read-outs while inflating or deflating for more precise pressure. The 17-878 is complete with air bleeder valve, 13.5" hose and straight-on dual foot chuck. The 17-877 has a robust pistol grip handle and two stage trigger for inflation and deflation. Complete with 20" swivel hose with bend restrictor and clip-on chuck. Rubber covers protect units in the event of a drop. Measures in PSI, bar, kPa and kgF/cm².

17-878 Carded. 5/master. 0-200 PSI.

17-877 Carded. 1/master. 0-174 PSI.

Inflator Gauge Components (not shown)

112 12" Hose with Straight-On Chuck 1/box.

113 12" Hose with Dual Foot Chuck. 1/box. Converts 3/8-24 thread hose to 1/4-18 NPT and 1/8-27 NPT.


150LW-50 Bayonet Inflator Gauge Body. 50/box.

100LW Heavy Duty Inflator Gauge Body. 1/box.

135DG Replacement Dial Gauge. For Amflo 135. 1/box.

153 Dial Bar for Bayonet Gauge. 1/bag.

163 Replacement Inflator Gauge Valve. For Amflo 150 series. 1/box.



3910S
3912



17-878



17-877

AIR LINE CHUCKS

TRU-FLATE® Amflo®



17-355



17-722



17-365



17-726

107



127



106-100



17-730



17-732



105



17-351
104



17-353
104CA

• Tru-Flate • Amflo

Air Line Chucks without Shut-Off *for Inflator Gauges only*

Do not use on direct air lines where a shut-off valve is required.

Snap-On Chuck Clip

Converts any single foot chuck to a clip-on chuck. Used with both Direct Lines and Shut-offs.

17-355 Carded. 10/master.

Mini Lock-On Air Chuck with 1/4" Hose Barb

Newer "mini-style" is standard equipment on rim clamp (RC) tire changers.

17-365 Carded. 10/master.

Single Ball Foot Chuck

1/4" FNPT.

17-722 10/box.

Dual Foot Chuck

1/4" FNPT

107 1/box.

"Grip Tite" Chuck

1/4" FNPT. Straight-on air line chuck. Snaps onto standard tire valve and stays put until disconnected.

17-726 1/bag.

Straight-On Chuck

1/4" FNPT, with universal adapter.

127 10/box.

Straight-On Chuck with 1/4" Hose Barb

106-100 Bulk. 100/box.

Clip-On Chuck

1/4" FNPT, with universal adapter.

17-730 10/box.

Straight Lock-On Chuck

1/4" FNPT. Flow-through.

17-732 10/box.

Angled Chuck

1/4" FNPT.

105 10/box.

Air Line Chucks with Shut-Off *not for Inflator Gauge use*

Direct Air Line Chucks have a built-in shut-off valve and therefore cannot be used on inflator gauges. Use when air supply lines come directly from the compressor with no other valve in the line. 1/4" female NPT. 150 PSI maximum air line pressure.

Ball Foot Chucks

17-351 Carded. 10/master. 104 10/box.

Clip-On Chuck

17-353 Carded. 10/master. 104CA 10/box.

AIR LINE CHUCKS

TRU-FLATE® Amflo®

• Tru-Flate • Amflo

Air Line Chucks with Shut-Off *not for Inflator Gauge use*

17-361 Ball Foot Chuck with 1/4" Hose Barb. Carded. 10/master.

17-362 Straight Lock-On Chuck. 10/box.

17-369 Ball Foot Chuck. 1/4" MNPT. Carded. 10/master.

"Grip Tite" Chuck

Works like a "quick coupler." Snaps onto any standard tire valve and stays put until released.

17-373 Carded. 10/master. **119** 10/box.

Straight-On Chuck

Smaller design for use on those hard-to-reach tire valves.

126 10/box.

Dual Foot Chuck

Dual foot extension for valves on tractors, trucks or buses.

17-383 Carded. 10/master.

17-382 10/box.

Straight-On Dual Foot Chuck

For hard-to-reach inner duals.

17-385 Carded. 10/master. **108** 1/box.

121 12" length. 1/box.

Dual Foot Safety Lock-On Chuck

118D Carded. 1/master.

Locking Straight-On Dual Foot Chuck

Comes with threaded deep well lock nut which locks on valve when tilted.

17-395 Carded. 10/master.

17-396 10/box.

17-398 12" length (14" overall). 5/box.

Large Bore Clip-On Air Chuck

Snaps on the large bore valve when sleeve is moved forward and releases when sleeve is pulled back. 1/4" NPT.

17-392 1/bag.

Large Bore Chuck

Grips bore valve when tilted on threads.

17-394 1/box.

Air Line Chuck Service Parts *(not shown)*

859W Chuck Washer. For Straight-On and Dual Foot Chucks. 10/box.



17-361



17-362



17-369



17-373




126



17-382
17-383

17-385
17-395
17-396
108



121
17-398



118D



17-392



17-394

HI FLO® BLOWGUNS

TRU-FLATE® Amflo®



18-607



18-613



18-623



18-612

• Tru-Flate • Amflo

HI FLO® Blowguns


Tru-Flate HI FLO® Blowguns combine ergonomics with power for an enhanced experience. Durable lightweight aluminum bodies and easy ergonomic grip provides maximum comfort and control, reducing operator fatigue. Complete with handy hang-up hook for easy storage. No tools needed for modular accessories that help with reach, protection and increased air flow. OSHA compliant tips meet or exceed standards. All HI FLO® Blowguns are equipped with 1/4" FNPT threads.

TF1 HI FLO® Blowgun – 40 CFM

- 18-607** Carded. 10/master. Includes Safety Nozzle.
- 18-611** Carded. 10/master. Includes Safety Nozzle and Rubber Tip. *(not shown)*
- 18-609** Carded. 10/master. Includes Safety Nozzle, Rubber Tip and (2) 12" Extensions. *(not shown)*
- 18-613** Carded. 10/master. Includes Safety Nozzle, Rubber Tip, Quiet High Flow Tip, (2) 6" Extensions, (3) Inflation Needles and Tip Adapter.
- 18-623** Carded. 10/master. Includes Safety Nozzle, Rubber Tip, HI FLO® Female Coupler, HI FLO® Female Plug and (2) HI FLO® Male Plugs.

TF3 HI FLO® Blowgun – 50 CFM with larger body and variable trigger for controlled flow.

- 18-608** Carded. 5/master. Includes Safety Nozzle. *(not shown)*
- 18-612** Carded. 5/master. Includes Safety Nozzle and Rubber Tip.



40 CFM



50 CFM



**TF1
SERIES**



**TF3
SERIES**
Variable Trigger For
Controlled Flow

• Tru-Flate • Amflo

HI FLO® Blowgun Modular Accessories

Add up to six 12" extensions when a longer reach is required. Use the OSHA compliant Tri-Thrust Tip when more air flow is needed. Protect your face and surroundings with the HI FLO® compatible Chip Shield.

12" Extension (2 pack)


18-621 Carded. 10/master.

Tri-Thrust Tip

18-615 Carded. 10/master.

Chip Shield

18-617 Carded. 10/master.



HI FLO® Blowgun accessories & what they're used for

All HI FLO® Blowgun accessories fit both the TF1 & TF3 Blowguns

Ref.	Description	Used For
A	Rubber Tip	Inflate air toys, air mattress, and other inflatables that have round inflation valve / plug.
B	Quiet High Flow Tip, OSHA compliant (1910.95) (1910.242)	Use in workshop to blow dirt / dust.
C	Safety Nozzle, OSHA compliant (1910.242)	Use in workshop to blow dirt / dust.
D	Tri-Thrust Tip	Use in workshop to blow dirt / dust, blows a wider area than some of the other tips.
E	Tip Adapter	Use with the Inflator Needles.
F	Chip Shield	Use with blowgun extensions to shield debris blowback and splatter.
G	Inflator Needles	Use to inflate sports equipment and in tight areas or cracks.
H	6" Extension	Use with any of the HI FLO® tips or nozzles when a longer reach is required.
I	12" Extension	Use with any of the HI FLO® tips or nozzles when a longer reach is required.



18-615



18-617



A

B

C

D




E



F



G



H



18-621



I

BLOWGUNS

TRU-FLATE® Amflo®



• Tru-Flate • Amflo

Standard Blowguns

All have 1/4" female NPT inlet – allows full line pressure to be used.

IMPORTANT: To comply with OSHA regulations, Standard Blowguns must be used on a regulated air line with a pressure setting not to exceed 30 PSI.

Standard Blowgun

Comfortable thumb lever valve control with hang hook. One-piece nozzle.

18-203 Carded. 5/master. **200** 1/box.
200-100 Bulk. 100/box.

Standard Blowgun with Rubber Tip

Oil resistant, soft replaceable rubber tip. Will not mar delicate surfaces. Gives a leak-proof seal against oil passages, fuel lines, etc., when air pressure is needed for cleaning.

18-207 Carded. 5/master. **201** 1/box.

Flex-Tipped Blowgun

No handles, levers or buttons. Simply flex rubber nozzle to open. Release, and air shuts off automatically.

211 10/box.
211-100 Bulk. 100/box.

Siphon Spray Blowgun

Combination of a Standard Blowgun and the Siphon Spray Nozzle. Barbed siphon inlet fits 1/4" ID hose or tubing. Use for spray-cleaning engines, applying protective coatings, etc.

18-221 Carded. 5/master.

Pistol-Grip Spray Cleaner

Air-operated siphon cleaning gun handles most cleaning fluids. Ideal for mixing water or soap solutions for pressure cleaning of parts, engines, machinery, floors and walls. Dual air inlet allows handy overhead or under-bench connection. Includes 8' of clear vinyl tubing with a weighted strainer screen and fluid control valve. 10" spray nozzle.

18-225 Carded. 5/master.

Deluxe Blowgun Kit

All purpose blowgun kit with 4 interchangeable nozzles for cleaning and inflating. Perfect for blowing sawdust and grass clippings, drying surfaces or inflating balls, rafts and air mattresses. Complete with Standard Nozzle, Rubber Tip Nozzle, Tapered Inflator Nozzle and Ball Inflator Needle – all in a convenient see-through plastic storage case.

18-241 Carded. 5/master.

• Tru-Flate • Amflo

Standard Blowguns (cont.)

Palm Style Blowgun Kit

Lightweight, ergonomic design blowgun fits comfortably in the palm of your hand. Kit includes 6 interchangeable nozzles, 1/4" air plug and a 12" hose and air chuck assembly.

18-247 Carded. 5/master.

Pistol-Grip Blowgun

Lightweight plastic pistol-grip blowgun with ergonomic design reduces user fatigue. Brass valving and bushing ensure long life.

18-325 Carded. 5/master.

Heavy Duty Angle Tip Blowgun

Heavy duty construction and rubber tip. Excellent for blowing out automatic transmissions.

205ATD Carded. 5/master.

Heavy Duty Blowgun

Use in construction and other rugged applications. Standard 1/8" NPT nozzle thread.

205D Carded. 5/master.

Booster Blowgun

Delivers extra wide spray pattern. Additional air is drawn through holes around nozzle.

226 1/box.

Safety Blowguns

Improved nozzle gives greatly increased performance and yet still meets OSHA regulation 100-1 for 30 PSI "dead head" pressure. Vented nozzle relieves compressed air should nozzle become plugged or obstructed. Heavy duty die-cast body with hang-up hook and 1/4" NPT female inlet.

Button Type Inlet pressure 150 PSI.

18-231 Carded. 5/master.

Lever Type Inlet pressure 150 PSI.


18-233 Carded. 5/master.

204-30 1/box.

Tamper-Proof Lever Type. Safety nozzle cannot be removed from end.

18-237 Carded. 5/master.

204-30A 1/box.



18-247



18-325

205ATD



205D

226



18-231

18-233
204-30



18-237
204-30A

BLOWGUNS

TRU-FLATE® Amflo®



• Tru-Flate • Amflo

Safety Blowguns *cont.*

Pocket Size Lever Type Inlet pressure 150 PSI.

18-319 Carded. 5/master.

18-302 Carded. 10/master. With 4" Extension.

Clip-On Safety Blowgun. Chuck style, 8-1/2".

Converts standard ball foot air chuck into a blowgun.

18-143 10/box.

High Volume "Venturi" Action

Delivers more air-to-speed cleaning and drying while using less compressed air. Special venturi nozzle increases air flow to part, yet meets OSHA regulation 100-1. Convenient hang-up hook, comfortable lever and 1/4" NPT female inlet. Inlet pressure 150 PSI.

18-208 1/box.

Safety Blowgun with Rubber Tip & Safety Nozzle

Oil resistant, soft rubber tip seals tight and won't mar finishes. Ideal for cleaning fuel lines, air passages and carburetors. Limits air pressure to 30 PSI, meeting OSHA safety standards. Convenient hang-up hook. 1/4" NPT female inlet. Inlet pressure 150 PSI.

18-215 Carded. 5/master.

Safety Extension Blowgun with Rubber Tip & Safety Nozzle

These multi-function, long reach blowguns come with both a safety nozzle and rubber tip. End of blowgun is bent for hard-to-reach areas.

18-217 With 2' extension. 1/bag. 5/master.

18-219 With 4' extension. 1/bag. 5/master.

Adjustable Safety Pocket Blowguns

A must for home, shop or garage use. Quick and easy to use – just attach to air line coupler and twist knurled nozzle. For 1/4" coupler bodies. Meets OSHA regulation 100-1. Complete with handy pocket clip.

T-Style Design

18-601 Carded. 10/master.

I/M Style Design

18-603 Carded. 10/master.

• Tru-Flate • Amflo

Blowgun Accessories

Blowgun tips and extensions on this page have 1/8" NPT male threads.

Standard Chrome Plated Extension. 1/4" tubing. 6" length.

200E6 1/bag.

Inflation Needles. All 1/8" NPT.

18-245 1-1/4" length. Carded 4 pack. 6/master.

200NT-1 2-3/4" length. 10/box.

200NT-2 2-1/2" length. 10/box.

200NT-4 1-1/8" length. 10/box.

Flexible Metal Extension. Use for air or coolant lines. 8" length.

200F8 1/bag.

Safety Extensions. With safety bypass – cannot be dead-ended.

204E12 12" length. 1/bag.

Safety Nozzle. For Tru-Flate 18-215, 18-231 and 18-233; Amflo 204-30.

97-412 20/box.

Rubber Replacement Tip. For Tru-Flate 18-207, 18-215 and Amflo 201 blowguns.

99-005 Carded. 10/master. 202 10/box.

Venturi Tip. For Tru-Flate 18-208 blowguns.

209 10/box.

Siphon Spray Nozzle. For Tru-Flate 18-221 blowguns.

221 10/box.

Booster Replacement Tip. For Amflo 226 blowguns.

227 1/box.

Heavy Duty Blowgun / Inflator Repair Kit. Everything you need for quick, easy repairs. Contains valve stem, O-rings, spring and nut.

40-205RK 1/bag.



HOSE FITTINGS

TRU-FLATE® Amflo®



Male Hose End



Male Swivel Fitting



Female Hose End



Female Swivel Fitting



Hi-Volume Swivel Fitting



Lock-On Swivel Fitting



Lock-On Hose Barb

• Tru-Flate • Amflo

Barbed Hose Fittings

All brass construction resists rust and will not corrode as easily as other materials. Precision machined to high quality standards. Use with hose clamp or ferrules.

Male Hose End

399	1/8" Hose ID x 1/8" MNPT. 10/box.
404	1/4" Hose ID x 1/8" MNPT. 10/box.
401	1/4" Hose ID x 1/4" MNPT. 10/box.

21-123 1/4" Hose ID x 1/4" MNPT. Carded. 10/master.

604 1/4" Hose ID x 3/8" MNPT. 10/box.

398 1/4" Hose ID x 3/8"-24. With O-ring. 10/box.

21-133 5/16" Hose ID x 1/4" MNPT. Carded. 10/master.

21-143 3/8" Hose ID x 1/4" MNPT. Carded. 10/master.

406 3/8" Hose ID x 1/4" MNPT. 10/box.

406-100 3/8" Hose ID x 1/4" MNPT. Bulk. 100/box.

21-147 3/8" Hose ID x 3/8" MNPT. Carded. 10/master.

408 1/2" Hose ID x 1/4" MNPT. 10/box.

608 1/2" Hose ID x 3/8" MNPT. 10/box.

808 1/2" Hose ID x 1/2" MNPT. 10/box.

Male Swivel Fitting

401S 1/4" Hose ID x 1/4" MNPT. 10/box.

Female Hose End

21-222 1/4" Hose ID x 1/4" FNPT. 10/box.

21-242 3/8" Hose ID x 1/4" FNPT. 10/box.

Female Swivel Fitting

21-323 1/4" Hose ID x 1/4" FNPS. Carded. 10/master.

Hi-Volume Swivel Fitting

406S 3/8" Hose ID x 1/4" MNPT. 10/box.

Lock-On Hose Barbs

Designed to use with lock-on hose. No ferrules or hose clamps are required. Not to be used with conventional hose.

406L 3/8" Hose ID x 1/4" MNPT. 10/box.

446SL Swivel fitting, 3/8" Hose ID x 1/4" MNPT. 10/box.

- Tru-Flate • Amflo

Hose Splicers

Used to connect two air hoses to create a longer hose, or fix a broken hose in the field.

- 21-423** 1/4" Hose ID. Carded. 10/master.
- 21-433** 5/16" Hose ID. Carded. 10/master.
- 602** 3/8" Hose ID. 10/box.
- 21-467** 3/8" Hose ID. Carded. 10/master.
- 21-488** 1/2" Hose ID. 10/box.

360° Swivel Fittings

Eliminates kinked and twisted air line hose by swiveling a full 360°. Barb type and male/female connections. 150 PSI maximum working pressure.

- 21-601** 1/4" MNPT x 1/4" Hose Barb. Carded. 10/master.
- 21-603** 1/4" MNPT x 3/8" Hose Barb. Carded. 10/master.
- 21-605** 1/4" MNPT x 1/4" FNPT. Carded. 10/master.

Hose Clamps

Gear type clamps permit quick hose repair with simple tools. Rugged construction featuring a stainless steel band and plated steel screw.

1/4" to 5/8" Hose OD, 5/16" clamp width.

580-100 Bulk. 100/box.

3/8" to 7/8" Hose OD, 5/16" clamp width.

581-100 Bulk. 100/box.

1/2" to 1-1/4" Hose OD, 5/16" clamp width.

582 10/box.

Hose Repair Kit

Contains all parts necessary to repair a direct air line hose assembly.

- Single Foot Air Chuck, 1/4" Female NPT
- Male Hose End Fitting, 1/4" ID hose x 1/4" NPT
- Hose Splicer, 1/4" ID hose
- 3 Hose Clamps, fits 3/8" ID hose

41-300 Carded. 5/master.

Hose Repair Kit

Contains all parts necessary to repair a direct air line hose assembly.

- Male Hose End Fitting, 1/4" ID hose x 1/4" MNPT
- Hose Splicer, 1/4" ID hose
- 3 Hose Clamps, fits 3/8" ID hose

41-303 Carded. 5/master.

Hose Repair Kit

Contains all parts necessary to repair a direct air line hose assembly.

- Male Hose End Fitting, 3/8" ID hose x 1/4" MNPT
- Hose Splicer, 3/8" ID hose
- 3 Hose Clamps, fits 3/8" ID hose

41-305 Carded. 5/master.




Hose Splicer



360° Swivel Fitting



Hose Clamps



41-300



41-303



41-305

HOSE FITTINGS

TRU-FLATE **Amflo**




Male
Coupling




Female
Coupling



Female
Bushing



Ball-End
Adapter



Drain
Cock



Reusable
Hose Fittings



• Tru-Flate • Amflo

Pipe Couplings and Adapters

All brass, corrosion resistant material. Allows user to adjust thread sizes from 1/8" NPT through 1/2" NPT with either male or female ends.

Male Couplings

- 21-505** 1/4" MNPT x 1/4" MNPT. Carded. 5/master.
- 344** 1/4" MNPT x 1/4" MNPT. 10/box.
- 346** 3/8" MNPT x 1/4" MNPT. 10/box.
- 366** 3/8" MNPT x 3/8" MNPT. 10/box.
- 388** 1/2" MNPT x 1/2" MNPT. 10/box.

Female Couplings

- 21-515** 1/4" FNPT x 1/4" FNPT. Carded. 5/master.

Female Bushings

- 21-535** 1/4" FNPT x 3/8" MNPT. Carded. 5/master.
- 346F** 1/4" FNPT x 3/8" MNPT. 10/box.
- 348F** 1/4" FNPT x 1/2" MNPT. 10/box.
- 368F** 3/8" FNPT x 1/2" MNPT. 10/box.

Ball-End Adapters

- 21-595** 1/4" MNPT x 1/4" MNPS with ball socket. Carded. 5/master.
- 21-597** 1/4" MNPT with ball socket x 1/4" MNPS with ball socket. Carded. 10/master.

Drain Cocks. 150 PSI.

- 21-555** 1/8" Drain Cock. Carded. 10/master.
- 21-557** 1/4" Drain Cock. Carded. 10/master.

Reusable Hose Fittings

Eliminates the need for hose clamps or ferrules. Heavy duty construction. Designed for fast, easy, yet permanent air-tight connections.

- 418** 1/2" Hose OD, 1/4" Hose ID, 1/4" MNPT. 10/box.
- 419** 5/8" Hose OD, 1/4" Hose ID, 1/4" MNPT. 10/box.
- 22-163** 11/16" Hose OD, 3/8" Hose ID, 1/4" MNPT. Carded. 10/master.
- 623** 3/4" Hose OD, 3/8" Hose ID, 1/4" MNPT. 10/box.

• Tru-Flate • Amflo

Female Crosses

Excellent for running several air lines from a common source. Solid brass.

344X 1/4" NPT. 10/box.

Female Tees

Excellent for running 2 air lines from a common source. Solid brass.

344T 1/4" NPT. 10/box.

3-Way Manifolds

Supply 3 air tools from one source. Use on air hose end or as permanently fixed bench outlet. No need to disconnect/connect to use different tools. Machined aluminum construction.

1/4" FNPT inlet x 1/4" FNPT outlet.

41-125 Carded. 5/master.

3404 1/box.

3/8" FNPT inlet x 1/4" FNPT outlet.

3406 1/box.

1/2" FNPT inlet x 1/4" FNPT outlet.

3408 1/box.

In-Line Swivel Fittings

Permits rotation of fitting without kinking or twisting of hose.

344R 1/4" male/female NPT. 10/box.

366R 3/8" male/female NPT. 300 PSI. 10/box.

Uniswivel Fitting

Full 360° swivel action. 300 PSI. 1/4" MNPT x 1/4" FNPT.

21-607 Carded. 10/master.

344U 10/box.

Dual Swivel Fitting

Full 360° swivel action. 300 PSI. 1/4" MNPT x 1/4" I/M plug.

21-609 Carded. 10/master.

Safety Valves

Constructed to ASME standards. Interchangeable with all other ASME valves of the same size and pressure. Furnished with relief pressure preset.

21-707 1/4" Safety Valve 125 PSI. Carded. 5/master.

21-709 1/4" Safety Valve 150 PSI. Carded. 5/master.



Female Cross



Female Tee



3-Way Manifold



Uniswivel Fitting



In-Line Swivel Fitting



Dual Swivel Fitting



Safety Valve

AIR LINE HOOK-UP HINTS

TRU-FLATE® Amflo®



LEADER HOSE

A short length of leader hose is recommended on a paint spray gun to keep the coupler and plug from scratching a painted surface.

Proper usage of compressed air power calls for filters to clean the air, regulators to control pressure, gauges to show pressure and lubricators to protect power tools. Air line systems also need hose and tubing to provide flexibility at the points of use. Couplers, plugs and fittings are the components that complete the systems for quick, easy, secure fastening to paint spray guns, blowguns, inflator gauges, chucks, power tools and pneumatic tire repair stands. Amflo® and Tru-Flate® components offer reliable, low-cost, readily available, proven ways to hook up your air line system.



DESICCANT AIR DRYERS

Deliver extremely clean, dry air to pneumatic system components. The use of desiccants will optimize the quality of compressed air to improve performance of air tools and ensure oil-free, dry air to auto paint spray equipment.

SAFETY BLOWGUNS

To comply with OSHA requirements, blowguns used on UNREGULATED air lines must be capable of restricting nozzle pressure to 30 PSI or less when dead-ended.



DIRECT AIR LINE CHUCKS

AIR HOSE

AIR LINE FILTERS

ALWAYS LOCATE YOUR FILTER AS FAR FROM THE COMPRESSOR AS POSSIBLE IN ORDER TO TRAP AS MUCH CONDENSATION AS POSSIBLE.



Amflo and Tru-Flate two-stage filters remove liquids, oil, water and large dust particles by centrifugal force, and small dust particles down to 40 microns by a porous element filter. Air line filters are vital to protect expensive air powered tools to keep them operating longer with greater efficiency.

INFLATOR GAUGES



INLINE TOOL FILTER

TIRE HARDWARE



PRESSURE GAUGES

TANK VALVES



AIR LINE HOOK-UP HINTS

TRU-FLATE® Amflo®

- COMPRESSOR PRESSURE
- FILTERED AIR
- FILTERED AND REGULATED AIR
- FILTERED, REGULATED AND LUBRICATED AIR



AT-HAND® REGULATOR

Regulator allows custom pressure settings for various tools without having to go back to the compressor.

PRESSURE REGULATORS

Pressure regulators reduce line pressure to a usable range – a lower pressure than the compressor is set to deliver. Regulators maintain a steady flow of air regardless of the fluctuations that may take place in line pressure.

Pressure regulators should be used on air lines which feed impact wrenches in order to control tightening torque AND ON ALL AIR LINES THAT FEED STANDARD BLOWGUNS TO COMPLY WITH OSHA REGULATIONS. Regulators must be set at 30 PSI or less.

AIR LINE FILTERS



COMBINATION FILTER/REGULATORS

This unit is equipped with an automatic drain, providing the user with a clean, moisture-free air supply and saving money too!

The large filter surface area minimizes pressure drop, and is RECLEANABLE. The regulator portion of the unit is extremely stable in low-flow applications, and a balanced valve design prevents secondary pressure changes with fluctuating primary pressures.

This unit should always be located as far away from the compressor as possible.



BRASS THREAD ADAPTERS

RECOIL AIR HOSE

Self-retracting nylon or poly air hose is ideal for hook-up to portable air powered tools. By recoiling, it keeps "out from underfoot" by itself.



STANDARD BLOWGUNS

Must be used on pressure REGULATED lines in order to comply with OSHA requirements. Set regulator at 30 PSI or less.



LEADER HOSE

AIR LINE LUBRICATORS

MODERN AIR POWERED TOOLS NEED LUBRICATION! Lubricators protect expensive power tools. Ultrasonic generators deliver oil in a fine mist form. Lubricators are simple to adjust. Loading bowl can be filled from either side.

ALWAYS LOCATE LUBRICATOR AS CLOSE TO THE TOOL AS POSSIBLE. NEVER LOCATE A LUBRICATOR BETWEEN A COMPRESSOR AND FILTER REGULATOR, OR ON AN AIR SUPPLY LINE TO A PAINT GUN.

RECOMMENDED AIR

POWERED TOOL HOOK-UP

Air powered tools such as impact wrenches and panel cutters generate intermittent shock loads to make them work. If a coupler and plug are installed directly to the tool, this can cause PREMATURE FAILURE of the coupler.

ALWAYS USE A SHORT LENGTH OF LEADER HOSE BETWEEN THE TOOL AND THE COUPLER AND PLUG TO ABSORB AS MUCH OF THE SHOCK AS POSSIBLE.

FOR ANY APPLICATION, USE SLEEVE-TYPE COUPLER

FOR WALL MOUNT ONLY, USE PUSH-TYPE COUPLER

COUPLERS AND PLUGS

BARB-TYPE HOSE FITTINGS

HOSE FITTINGS

AIR POWERED TIRE BUFFER



FILTERS, REGULATORS & LUBRICATORS

TRU-FLATE®



• Tru-Flate

Filter / Regulator Combinations (Piggyback)

Accurate pressure regulation with maximum water and dirt separation, provided in a single, compact unit. The filter significantly increases the life of expensive equipment, such as air line tools, valves, cylinders and motors. The regulator employs a solid piston, which resists rupture, cracking or tearing under pressure or high cycle rates. Combination Filter/Regulators have 2 gauge ports and come complete with filter element, pressure gauge and locking knob adjustment. Maximum pressure (polycarbonate bowls): 150 PSI at 125° F primary, 2 to 125 PSI secondary. Maximum pressure (metal bowls): 250 PSI at 175° F primary, 5 to 250 PSI secondary. Temperature range: -10° F to +175° F.

Part No.	Series	Quantity	Port	SCFM†	Drain Type	Microns	Capacity	Bowl Type	Height (in.)
24-243	Mini	2/master*	1/4"	13	Manual	5	1 oz.	Poly	5.7
24-244	Mini	1/box	1/4"	13	Automatic	5	1 oz.	Poly	6.1
24-201	Compact	1/box	1/4"	55	Manual	40	5 oz.	Poly	10.4
24-211	Compact	1/box	3/8"	65	Manual	40	5 oz.	Poly	10.4
24-221	Standard	1/box	1/2"	105	Manual	40	5 oz.	Poly	12.1
24-222	Standard	1/box	1/2"	105	Automatic	40	8 oz.	Poly	12.1
24-231	Standard	1/box	3/4"	110	Manual	40	8 oz.	Poly	12.1

*Retail clamshell package

†Standard cubic feet per minute with 100 PSI inlet pressure, 80 PSI no flow secondary setting and 10 PSI pressure drop.



Air Line Filters

Tru-Flate® Air Line Filters are used for all air line applications where efficient filtration is required. Filtration removes airborne solid contaminants, pipe scale, rust, condensate, etc., which may cause wear or failure of pneumatic components. Large filter element surface gives low pressure drop and long element life. The Mini series of air line filters offers a higher degree of filtration. All filters are complete with filter element and either manual or automatic drains. Maximum pressure: 150 PSI at 125° F with polycarbonate bowl and 250 PSI at 175° F with metal bowl. Temperature range: -10° F to +175° F.

Part No.	Series	Quantity	Port	SCFM†	Drain Type	Microns	Capacity	Bowl Type	Height (in.)
24-343	Mini	2/master*	1/4"	21	Manual	5	1 oz.	Poly	4.4
24-301	Compact	2/master*	1/4"	50	Manual	40	5 oz.	Poly	6.1
24-311	Compact	2/master*	3/8"	75	Manual	40	5 oz.	Poly	6.1
24-321	Standard	1/box	1/2"	110	Manual	40	8 oz.	Poly	7.7
24-322	Standard	1/box	1/2"	110	Automatic	40	8 oz.	Poly	7.7
24-331	Standard	1/box	3/4"	125	Manual	40	8 oz.	Poly	7.7
24-351	Hi-Flow	1/box	1"	300	Manual	40	18 oz.	Metal	11.0

*Retail clamshell package

†Standard cubic feet per minute with 100 PSI inlet pressure with 5 PSI pressure drop.

FILTERS, REGULATORS & LUBRICATORS

TRU-FLATE®

• Tru-Flate

Air Line Regulators

Tru-Flate® Air Line Regulators employ a solid piston and balanced poppet for excellent performance and longer life. The solid piston design is reliable for a broad range of demanding applications and is impervious to a wide range of lubricating oils and greases. Unlike diaphragms, the solid piston resists rupture, cracking or tearing under pressure, constant flexing or high cycle rates. It is impervious to most chemicals, provides accurate control and assures smooth, uninterrupted operation. Tru-Flate Air Line Regulators have fast reverse flow capabilities, allowing installation where dual pressures are required. Feature 2 gauge ports and include pressure gauge and non-rising, locking knob adjustment. Maximum pressure: 250 PSI primary, 2 to 125 PSI secondary.

Part No.	Series	Quantity	Port	SCFM†	Height (in.)
24-444	Mini	2/master*	1/4"	13	2.9
24-404	Compact	2/master*	1/4"	55	6.4
24-414	Compact	2/master*	3/8"	70	6.4
24-424	Standard	1/box	1/2"	110	7.3
24-434	Standard	1/box	3/4"	130	7.3
24-454	Hi-Flow	1/box	1"	300	8.5

*Retail clamshell package

†Standard cubic feet per minute with 100 PSI inlet pressure with 5 PSI pressure drop.

Air Line Lubricators

Tru-Flate Air Line Lubricators are designed to provide proportional delivery of lubricating oil over a wide range of air flows. Ideal for most general applications. Externally adjustable with transparent sight dome for 360° visibility. Lubricator should be mounted as close as possible to application to ensure most effective distribution of oil to pneumatic components. Suggested lubricant: Petroleum-based oil of 100 to 200 SSU viscosity at 100° F and an aniline point greater than 200° F.

Except for the Mini series, Tru-Flate Air Line Lubricators may be filled while the system is under pressure. Maximum pressure: 150 PSI at 125° F with polycarbonate bowl. Temperature range: -10° F to +175° F. For pressures up to 250 PSI at 175° F, a metal replacement bowl must be ordered and installed separately. Metal bowls with sight glass are standard for the Hi-Flow Series.

Part No.	Series	Quantity	Port	SCFM†	Height (in.)	Bowl Type	Height (in.)
24-542	Mini	1/box	1/4"	11	1 oz.	Poly	5.2
24-501	Compact	1/box	1/4"	20	5 oz.	Poly	7.4
24-511	Compact	1/box	3/8"	35	5 oz.	Poly	7.4
24-521	Standard	1/box	1/2"	85	8 oz.	Poly	8.9
24-531	Standard	1/box	3/4"	90	8 oz.	Poly	8.9
24-551	Hi-Flow	1/box	1"	260	18 oz.	Metal	11.8

Warning: Oils with adhesives, compounded oils containing solvents, graphite, detergents or synthetic oils must not be used.

†Standard cubic feet per minute at 10 PSI with 5 PSI pressure drop.



FILTERS, REGULATORS & LUBRICATORS

TRU-FLATE®



56-081



56-082



24-807
24-811



24-801
24-803
24-804

• Tru-Flate

Dessiccant Dryers

Our in-line dessiccant dryers are engineered to deliver extremely dry compressed air to protect pneumatically operated equipment from the adverse effects of moisture. Maximum rated operating conditions – Metal bowl with sight glass: 250 PSIG (17.2 Bar); 120F (48C).

Part No.	Port	Bowl	Flow Rate Max.	Pressure	Quantity
56-081	1/2"	1 qt.	10 SCFM†	300 PSI	1/box

†Standard cubic feet per minute with 100 PSI inlet pressure with 5 PSI pressure drop.

WARNING: These dryers are intended for use in compressed air systems only. Do not use where pressure or temperature may exceed maximum rated operating conditions. These units are not to be used on life support systems or breathing air systems. Failure to follow the recommendations contained in this warning may result in personal injury and/or property damage.

56-082 Replacement Beads. 1 qt.

Air Line Pressure Gauges

Pressed steel case with shatterproof crystal and brass fitting. Used for air, water, oil, or other fluids compatible with brass and bronze. Nominal accuracy 3–2–3%.

Part No.	Mount	Quantity	Thread	PSI Range
24-801	Back	1/master*	1/8" NPT	0–200
24-803	Back	1/master*	1/4" NPT	0–160
24-804	Back	1/master*	1/4" NPT	0–300
24-807	Bottom	1/box	1/4" NPT	0–160
24-811	Bottom	1/box	1/4" NPT	0–300

*Retail clamshell package

FILTERS, REGULATORS & LUBRICATORS

TRU-FLATE®

• Tru-Flate

Replacement Parts and Accessories

Each sold individually, either boxed or in retail bags.

Product	Mini	Compact	Standard	Hi-Flow
Filter Element Kits Includes one element and all necessary O-ring seals.				
40 Micron	—	24-932	24-939	24-930
20 SCFM (rated)	—	—	24-943	—
Polycarbonate Bowls	—	24-901	24-902	—
Metal Bowls	—	24-903	24-910	—
Polyethylene Bowl Guard Kit For applications where polycarbonate bowls may be subjected to impact or rougher than normal usages.	—		24-912	—
Automatic Float Drain Kit	—	24-920	24-920	24-920
Mounting Brackets Kits are designed to permit wall mounting of Compact, Standard and Hi-Flow Series Filters and Regulators.				
Lubricators & Filters	24-950	24-956	24-957	24-958
Regulators & Piggyback	24-950	—	24-955	24-958



Mounting Bracket



Automatic Float Drain



Bowl Guard



Filter Element Kit



Polycarbonate Bowl



Metal Bowl

IN-LINE AIR TOOLS

TRU-FLATE® Amflo®

• Tru-Flate • Amflo

In-Line Air Tool Oiler

A compact oiler that fastens directly to the air tool. Precisely meters proper amount of oil to the tool only when the tool is in use. No adjustments necessary. 1/4" male NPT outlet, 1/4" female NPT inlet. Use on all air impact guns, air wrenches, body shop air tools and pneumatic hammers requiring 1/4" air lines. Note: Never use motor oil in pneumatic tool. **Prevents "burn-out" of expensive pneumatic tools, stops rust and increases torque up to 25%.**

41-101 Carded. 10/master.

In-Line Air Flow Regulator

Controls in-line air pressure for paint spray guns or other pneumatic tools. Helps keep air flow at exact operating pressures. Use where precise air flow is desired. Compact, lightweight design with gauge, allows for easy "on the tool" air adjustment.

41-135 Carded. 5/master. 0-160 PSI

At-Hand® In-Line Air Tool Regulator

Controls in-line air pressure for paint spray guns or other pneumatic tools. Helps keep air flow at exact operating pressures. Use where precise air flow is desired. Compact, lightweight design with gauge, allows for easy "on the tool" air adjustment.

41-143 Clamshell. 5/master. Low pressure 10-60 PSI

41-145 Clamshell. 5/master. High pressure 40-140 PSI



41-101



41-135



41-145



*Having to adjust the pressure at the compressor is a **THING OF THE PAST!***

Control air pressure right at the tool!



Rotate to desired PSI, then lock that setting

• Tru-Flate • Amflo

Air Regulator with Gauge

Regulates air pressure from compressor to match the recommended air pressure required by air tool. 1/4" female NPT inlet/outlet ports. Install at any angle.

41-155 Clamshell. 5/master. High pressure 200 PSI

Tamperproof In-Line Regulator

Tamperproof fixed pressure setting preset at the factory – can be installed with safety in mind. Balanced poppet design will not chatter or drift, so outlet setting will not change even when inlet pressure varies. High flow capability can be restricted for low flow requirements. Streamlined low-profile shape for neat installation and space saving requirements. Easy to install, no brackets or special tools required. Regulator will function in any position. High-strength aluminum alloy construction, anodized for corrosion protection and color coded.

1/4" NPTF. Regulator inlet rating 400 PSI. Unit only delivers line pressure. Delivery pressure is a function of flow.

2112 90 PSI. Red band. 1/box.

2113 100 PSI. Silver band. 1/box.

2114 110 PSI. Brass band. 1/box.

In-Line Air Tool Filter

A compact and extremely effective accessory for all air-operated shop tools and equipment, such as inflator gauges, impact wrenches, spray guns, air powered sanders, etc. Protects them against rust, pipe scale and dirt. 1/4" female NPT inlet, 1/4" male NPT outlet. Sintered bronze filter element.

Maximum working pressure 500 PSI. **Reduces downtime, prevents expensive repairs and prolongs the life of pneumatic tools.**

41-150 Carded. 10/master.

In-Line Dessiccant Dryer

The In-Line Desiccant Filter/Dryer removes dirt, dust, water and oil from air lines by using a non-toxic, moisture-absorbing silica gel to filter contaminants. Easily installs on any 1/4" NPT air system and is rated up to 125 PSI.

41-103 Carded. 4/master.



41-155



2112

2113

2114



41-150

41-103

FILTERS, REGULATORS & LUBRICATORS

Amflo®



• Amflo

Filter / Regulator Combinations (Piggyback)

Accurate pressure regulation with maximum water and dirt separation, provided in a single, compact unit. The filter significantly increases the life of expensive equipment, such as air line tools, valves, cylinders and motors. The regulator employs a solid piston, which resists rupture, cracking or tearing under pressure or high cycle rates. Combination Filter/Regulators have 2 gauge ports and come complete with filter element and locking knob adjustment. Maximum pressure (polycarbonate bowls): 150 PSI at 125° F primary, 5 to 125 PSI secondary. Maximum pressure (metal bowls): 250 PSI at 175° F primary, 5 to 250 PSI secondary. Temperature range: -10° F to +175° F.

Part No.	Series	Quantity	Port	SCFM†	Capacity	Bowl Type
4300	Mini*	1/box	1/4"	20	1 oz.	Poly
4310A-99	Compact	1/box	1/4"	75	5 oz.	Poly
4320A-99	Compact	1/box	3/8"	75	5 oz.	Poly
4330	Standard	1/box	1/2"	150	8 oz.	Poly w/ Metal Guard
4331	Standard	1/box	1/2"	150	8 oz.	Metal
4340	Standard	1/box	3/4"	150	8 oz.	Poly w/ Metal Guard
4341	Standard	1/box	3/4"	150	8 oz.	Metal

†Standard cubic feet per minute with 100 PSI inlet pressure, 80 PSI no flow secondary setting and 10 PSI pressure drop.

Air Line Filters

Amflo® Air Line Filters are used for all air line applications where efficient filtration is required. Filtration removes airborne solid contaminants, pipe scale, rust, condensate, etc., which may cause wear or failure of pneumatic components. Large filter element surface gives low pressure drop and long element life. The Mini series of air line filters offers a higher degree of filtration. All filters are complete with filter element and either manual or automatic drains. Maximum pressure: 150 PSI at 125° F with polycarbonate bowl and 250 PSI at 175° F with metal bowl. Temperature range: -10° F to +175° F.



Part No.	Series	Quantity	Port	SCFM†	Drain Type	Microns	Capacity	Bowl Type
4010A-99	Compact	1/box	1/4"	21	Manual	40	5 oz.	Poly
4011A-99	Compact	1/box	1/4"	21	Manual	40	5 oz.	Metal
4020A-99	Compact	1/box	3/8"	70	Manual	40	5 oz.	Poly
4021A-99	Compact	1/box	3/8"	70	Manual	40	5 oz.	Metal
4030	Standard	1/box	1/2"	150	Manual	40	8 oz.	Poly
4031	Standard	1/box	1/2"	150	Manual	40	8 oz.	Metal
4032	Standard	1/box	3/4"	150	Manual	40	8 oz.	Poly
4040	Standard	1/box	3/4"	150	Manual	40	8 oz.	Metal
4041	Hi-Flow	1/box	3/4"	425	Manual	40	8 oz.	Metal
4050	Hi-Flow	1/box	1"	425	Manual	40	8 oz.	Metal

†Standard cubic feet per minute with 100 PSI inlet pressure, 80 PSI no flow secondary setting and 10 PSI pressure drop.

• Amflo

Air Line Regulators

Amflo® Air Line Regulators employ a solid piston and balanced poppet for excellent performance and longer life. The solid piston design is reliable for a broad range of demanding applications and is impervious to a wide range of oils and greases. Amflo Air Line Regulators have fast reverse flow capabilities, allowing installation where dual pressures are required. Maximum inlet pressure: 300 PSI. Temperature range: 0° F to +150° F (Mini and Compact), 0° F to +175° F (Standard). Gauge not included.

Part No.	Series	Quantity	Port	SCFM†
4100	Mini	1/box	1/4"	20
4100D	Mini	1/master*	1/4"	20
4115A-99	Compact	1/box	1/4"	70
4125A-99	Compact	1/box	3/8"	70
4135	Standard	1/box	1/2"	150
4145	Standard	1/box	3/4"	150
4141	Standard	1/box	3/4"	150
4155	Hi-Flow	1/box	1"	425

*Retail display package.

†Standard cubic feet per minute with 100 PSI inlet pressure, 80 PSI no flow secondary setting and 10 PSI pressure drop.

Air Line Lubricators – Micro Fog

Amflo® Air Line Lubricators are designed to provide proportional delivery of lubricating oil over a wide range of air flows and are ideal for most general applications. Micro Fog has droplet size of less than 2 microns, has finer control and the oil will travel greater distances. Lubricator is externally adjustable with a transparent sight dome for 360° visibility. Maximum pressure: 150 PSI at 125° F with polycarbonate bowl, 250 PSI at 175° F with metal bowl.

Part No.	Series	Quantity	Port	SCFM†	Capacity	Bowl Type
4235	Standard	1/box	1/2"	150	8 oz.	Poly w/ Metal Guard

WARNING: Oils with adhesives, compounded oils containing solvents, graphite, detergents or synthetic oils must not be used.

†Standard cubic feet per minute at 10 PSI with 5 PSI pressure drop.



Mini



Compact



Standard



Standard

FILTERS, REGULATORS & LUBRICATORS

Amflo®



Standard
(Poly Bowl)



Standard
(Metal Bowl)



Standard



Bottom Mount
Gauge



Back Mount
Gauge

• Amflo

Air Line Lubricators – Oil Fog

Amflo® Air Line Lubricators are designed to provide proportional delivery of lubricating oil over a wide range of air flows and are ideal for most general applications. Oil Fog has droplet size of greater than 2 microns, for applications over short distances. Most can be filled while system is still under pressure. Maximum pressure: 150 PSI at 125° F with polycarbonate bowl, 250 PSI at 175° F with metal bowl.

Part No.	Series	Quantity	Port	SCFM†	Capacity	Bowl Type
4210A-99	Compact	1/box	1/4"	35	5 oz.	Poly
4211A-99	Compact	1/box	1/4"	35	5 oz.	Metal
4220A-99	Compact	1/box	3/8"	35	5 oz.	Poly
4230	Standard	1/box	1/2"	150	8 oz.	Poly w/ Metal Guard
4241	Standard	1/box	3/4"	150	8 oz.	Metal

Warning: Oils with adhesives, compounded oils containing solvents, graphite, detergents or synthetic oils must not be used.

†Standard cubic feet per minute at 10 PSI with 5 PSI pressure drop.

FRL Combo Units

The function of a Filter, Regulator and Lubricator in one convenient unit.
Maximum pressure: 250 PSI at 175° F with metal bowl.

Part No.	Series	Quantity	Port	SCFM†	Capacity	Bowl Type
4431	Standard	1/box	1/2"	150	8 oz.	Metal

Air Line Pressure Gauges

Pressed steel case with shatterproof crystal and brass fitting. Used for air, water, oil, or other fluids compatible with brass and bronze. Nominal accuracy 3–2–3%.

Part No.	Mount	Quantity	Thread	PSI Range
1012-15	Bottom	1/box	1/4" NPT	0–15
1012-160	Bottom	1/box	1/4" NPT	0–160
1101-60	Back	1/box	1/8" NPT	0–60
1101-160	Back	1/box	1/8" NPT	0–160
1112-160	Back	1/box	1/4" NPT	0–160
1112-300	Back	1/box	1/4" NPT	0–300

*Retail display package.

FILTERS, REGULATORS & LUBRICATORS

Amflo

• Amflo

Replacement Parts and Accessories

Filter Element Kits

- 3063** 3/8" Mini Filter Element Kit, 5 micron. 1/bag.
- 4093** 1/2" Standard Filter Element, 40 micron. 1/bag.
- 4068** 1" Standard Filter Element, 40 micron. 1/bag.

Drain Kits

- 4060** Automatic Drain. 1/bag.
- 4070** 3/8" Automatic Drain. 1/bag.
- 4096** Manual Drain Kit. 1/bag.
- 4085** Manual Drain Repair Kit, T-Handle Type. 1/bag.

Repair Kits

- 4776** 1/2" Regulator Repair Kit. 1/bag.

Replacement Bowls

- 4074A-99** 3/8" Polycarbonate Bowl. 1/box.
- 4095** 1/2" Polycarbonate Bowl. 1/box.
- 4264** Mini Polycarbonate Bowl, for Lubricator. 1/box.
- 4265A-99** 3/8" Polycarbonate Bowl, for Lubricator. 1/box.
- 4270A-99** 3/8" Metal Bowl, for Lubricator. 1/box.

Bowl O-Rings

- 4780** Mini Bowl O-Ring. 1/bag.
- 4782** 3/8" Bowl O-Ring. 1/bag.
- 4783** 1/2" Bowl O-Ring. 1/bag.

Panel Nuts

- 4161** Mini Regulator Panel Nut. 1/bag.
- 4773** Zinc Panel Mount Nut. 1/bag.
- 4778** 3/8" Panel Nut. 1/bag.

Replacement Domes

- 4282** Adjustment Dome, Oil Fog Lubricators. 1/box.

Mounting Brackets

- 4071A-99** 3/8" Mounting Bracket. 1/bag.
- 3162** 3/8" Mounting Bracket. 1/bag.
- 4160** Mini Mounting Bracket. 1/bag.
- 4165** 1" Mounting Bracket. 1/bag.
- 4760** Universal Wall Bracket for 1/4" Compact Series. 1/bag.
- 4772** Universal Wall Bracket for 1/2" Modular Series. 1/bag.

Quick-Clamps

- 4769** Quick-Clamp for 1/2" Modular Series. 1/bag.
- 4771** Quick-Clamp with Wall Bracket for 1/2" Modular Series. 1/bag.



Filter Element Kit



Drain Kits



Regulator Repair Kit



Bowl O-Ring



Panel Nut



Polycarbonate Bowl



Replacement Dome

Metal Bowl



Quick-Clamp



Mounting Brackets

AIR ACCESSORIES

TRU-FLATE® Amflo®



1220-1

1220-8

1420



1304



235



240



556

2755



6116

• Tru-Flate • Amflo

Lubricants

92 SUS at 75° F. Air Tool Oil is silicone-free.

1220-1 Air Tool Oil. 1 pint bottle. 12/master.

1220-4 Air Tool Oil. 4 oz. bottle (not shown). 12/master.

1220-8 Air Tool Oil. 1 gallon bottle. 4/master.

1420 Compressor Oil. 1 quart bottle. 12/master.

Ball Valves

For all commercial and general industrial applications. Pressure rating 600 PSI, steam rating 150 WP, temperature range -20°F to 370°F.

1304 1/2" FNPT. 1/box.

Specialty Valves

For air tanks, steel barrels, compressors and other pneumatic containers where dependable automatic air valves are needed.

Throttle Valve

Controls air flow from near shut-off to full flow. Knurled knob is graduated. Spring-loaded ball and detent hold setting. Solid brass construction.

235 1/4" NPT. 1/box.

Two-Way Lever Valve

Chrome plated die-cast body. Buna-N seals for air and water.

240 1/4" FNPT. 1/box.

240-100 1/4" FNPT. Bulk. 100/box.

High Pressure Inflating Connections

These high-pressure inflating connections attach securely by hand or wrench to the valve cap threads of high pressure valves. Can be fitted to gauging and inflating devices by a variety of methods. Various angles permit easy attachment to hard-to-reach valves. Pressure rating 3,000 PSI.

2755 For 3/16" flare tube. 3/8"-24 thread. 1/box.

556 90° angle. Copper sealing washer. 1/8" MNPT. 1/box.

6116 70° angle. Hard fiber sealing washer. 1/8" FNPT. 10/box.

WARNING: Valves on this page are intended for compressed air lines or water lines only. All have a maximum rated pressure of 300 PSI unless otherwise noted.

• Tru-Flate • Amflo

Tank Valves

For air tanks, steel barrels, compressors and other pneumatic containers where dependable automatic air valves are needed. Equipped with standard valve core and sealing caps for operating pressures to 200 PSI. Allow for external length variations by use of short core only or internal protrusion of core housing into container.

38-906	1/8" MNPT. Carded. 10/master.
700-100	1/8" MNPT. Bulk. 100/box.
38-900	1/8" MNPT, long. Carded. 5/master.
38-900-10	1/8" MNPT, long. 10/box.
701-2	1/4" MNPT. 10/box.
701-2-100	1/4" MNPT. Bulk. 100/box.
701-42	1/8" Hose Barb. 25/box.
1468L-6	1/4" MNPT. Bulk. 100/box.
1498L-6	1/4" MNPT. 25/box.
9166L-8	1/8" MNPT. 10/box.
645L-6	1/8" MNPT. 10/box.

Bleeder Valves

Simple push-button for bleeding compressed air lines or liquid systems.

710-100	.310-32 thread. Bulk. 100/box.
711	1/8" MNPT. 10/box.
711-100	1/8" MNPT. Bulk. 100/box.

Driveway Signal Bell

Bell rings when auto tire passes over the hose. Easy to install and wire.

Driveway signal bell. 110 volt. 3 wire ground cord.

880	1/box.
------------	--------

Hose anchor and plug. For 3/8" ID Signal Hose.

880N	1/box.
-------------	--------

Bicycle Pump Fittings



Screw-on swivel chuck for most hand-operated tire pumps.

705	3/16" ID. 10/box.
705-100	3/16" ID. Bulk. 100/box.
706	1/4" ID. 10/box.
706-100	1/4" ID. Bulk. 100/box.

Compressor Repair Parts

Air Tank Conversion Kit. Includes gauge, manifold and hose with fittings.

41-907	Carded. 5/master.
54-516	Replacement Hose with Fittings. Length 48" 1/box.
54-517	Replacement Manifold. 1/box.



AIR ACCESSORIES

TRU-FLATE **Amflo**



41-175



41-225



41-253

• Tru-Flate • Amflo

Compressor Accessory Kits

19 PC Air Accessory Kit

Perfect for the do-it-yourselfer! 19-piece kit contains all accessories needed to connect and use a tank-mounted air compressor.

- 1/M 1/4" Couplers/Plugs for air line hose and air tool connections
- Air Line Chuck for filling tire valves
- 50 PSI Tire Gauge, to check air pressure
- Blowgun Kit with multiple nozzles for general cleaning and drying
- Ball and tapered nozzles for inflating toys and recreational equipment

41-175 Carded. 5/master.

20 PC Air Accessory Kit

Perfect for the do-it-yourselfer! 20-piece kit contains all accessories needed to connect and use a tank-mounted air compressor.

- 1/M 1/4" Couplers/Plugs for air line hose and air tool connections
- Ball Foot Chuck & Dual Foot Chuck for filling tire valves
- 50 PSI Tire Gauge, to check air pressure
- Thread Seal Tape
- Blowgun Kit with multiple nozzles for general cleaning and drying
- Ball and tapered nozzles for inflating toys and recreational equipment
- Complete with storage box for added convenience

41-225 Boxed. 4/master.

15 PC Air Accessory Kit

Perfect for the do-it-yourselfer! 15-piece kit includes high quality recoil air hose and colored couplers and plugs for use with a tank-mounted air compressor.

- Tru-Match® couplers and plugs
- 23' x 1/4" Poly recoil hose works great in cold weather
- Dial tire gauge
- Blowgun Kit with multiple nozzles for general cleaning and drying
- Ball and tapered nozzles for inflating toys and recreational equipment
- Complete with storage box for added convenience

41-253 Boxed. 4/master.

• Tru-Flate • Amflo

Water / Radiator Valves

Features chrome plated bodies with brass internal parts and self-adjusting U-cup packing. Handles are riveted and spouts are reinforced for long life. Lever controlled operating valve. Alkali, heat, oil and weather resistant.

Water Nozzle.

43W 1/box.

Radiator Faucet. Aluminum. 1/4" FNPT.

40 1/box.

Radiator Filler. Rubber Nozzle. 3/4" Female Garden Bibb.

18-504 1/box.

Radiator Faucet. Rubber Nozzle. 1/4" FNPT

18-506 1/box.

40RD Display Pack. 1/box.

40R 1/box.

40R-100 Bulk. 50/box.

Mist Coolant

Specially formulated for all metals, including aluminum. Cools and lubricates, inhibits rust. Contains no nitrates.

270A Mist Coolant Unit. 1/box.

5 Piece Cut Off Discs

Includes (5) 3" x 1/16" thick cutting discs with 3/8" arbor hole designed for cutting through metal, fiberglass, plastics and steel piping. Discs are designed to be used with air powered cut-off tools and are rated to 25,000 RPM.

25-311 Carded. 6/master.

4 Piece Chisel Set

Set of 4 chisels can be used for ripping sheet metal or cutting through bolts, screws and nails. Chisels are made from heat-treated alloy steel for more strength and longer life.

25-310 Carded. 4/master.

10 Piece Surface Prep Kit

Contains (3) 40-grit and (3) 60-grit sanding disks, (1) fine finish and (1) medium finish surface prep pad, (1) back-up pad and (1) 1/4 in. mandrel. Mandrel easily fits into standard 1/4" die grinders.

25-319 Carded. 6/master.



HOSE CRIMPERS & FERRULES

TRU-FLATE® Amflo®



855



856



7325



7329



7333



5029A

• Tru-Flate • Amflo

Standard Hose Crimper

Provides production capabilities and "big tool" crimping advantages at a much lower cost. Heavy duty ductile iron castings and hardened steel dies provide long service life and positive crimping. Includes five dies for crimping 1/4" braid to 3/8" double-braided hose. Also works on steel-braided hose.

855

1/box.

Replacement Dies for Hose Crimper

Sizes indicated (*) are included with Hose Crimper above. 1/bag.

856-1* 5/8" (.6250)

856-8 3/4" (.7500)

856-9 13/16" (.8125)

Brass Ferrules

Use with hose barb fittings. Make sure ferrule closely matches hose O.D. For use with Amflo Hose Crimper 855.

7321-50 .478" ID ferrule. 50/box.

7322-50 .500" ID ferrule. 50/box.

7323-50 .525" ID ferrule. 50/box.

7325-50 .562" ID ferrule. 50/box.

7326-50 .593" ID ferrule. 50/box.

7327-50 .625" ID ferrule. 50/box.

7328-50 .656" ID ferrule. 50/box.

7329-50 .687" ID ferrule. 50/box.

7330-50 .718" ID ferrule. 50/box.

7331-50 .750" ID ferrule. 50/box.

7332-50 .781" ID ferrule. 50/box.

7333-50 .812" ID ferrule. 50/box.

7334-50 .825" ID ferrule. 50/box.

7335-50 .850" ID ferrule. 50/box.

5029A-50 .900" ID ferrule. 50/box.

7242A-50 .937" ID ferrule. 50/box.

WARNING: The products on this page are designed for use on compressed air lines only. Select fitting to match hose diameter. Fittings must be secured with the proper size crimped-on ferrule. Do not exceed the pressure limitation of the hose and/or air operated devices being used. Failure to follow these directions exactly may cause fittings to separate from hose and may result in personal injury and/or property damage.

MERCHANDISERS / DISPLAYS

TRU-FLATE® Amflö®

Tru-Flate® packaging combines colorful, eye-catching graphics and essential "how-to-use" information for added value to customers.

Tru-Flate displays are versatile, with interchangeable headers, moveable hooks and pre-printed back-up cards.

96-630 Includes 96-630-02 and 96-630-03.

Purchase both panels for the widest, most complete range of couplers, plugs, chucks, fittings and gauges or order a single panel for key products.

Couplers & Plugs

96-630-02

COUPLERS & PLUGS				
13-101	13-125	13-135	12-125	12-135
13-201	13-225	13-235	12-225	12-235
13-301	13-325	13-335	12-325	12-335
13-401	13-425	13-435	12-425	12-435
13-611	13-613	12-603	12-605	12-705
13-713	13-755	13-537	12-527	13-515

Most popular sizes of Tru-Flate, Lincoln, I/M, and Aro couplers and plugs.

Part #	Qty.	Description
13-101	2	COUPLER/NIPPLE SET, 1/4" T-F
13-125	2	COUPLER, 1/4" T-F, 1/4" MNPT
13-135	2	COUPLER, 1/4" T-F, 1/4" FNPT
12-125	2	NIPPLE, 1/4" T-F, 1/4" MNPT
12-135	2	NIPPLE, 1/4" T-F, 1/4" FNPT
13-201	2	COUPLER/NIPPLE SET, 1/4" I/M
13-225	2	COUPLER, 1/4" I/M, 1/4" MNPT
13-235	2	COUPLER, 1/4" I/M, 1/4" FNPT
12-225	2	NIPPLE, 1/4" I/M, 1/4" MNPT
12-235	2	NIPPLE, 1/4" I/M, 1/4" FNPT
13-301	2	COUPLER/NIPPLE SET, 1/4" ARO
13-325	2	COUPLER, 1/4" ARO, 1/4" MNPT
13-335	2	COUPLER, 1/4" ARO, 1/4" FNPT
12-325	2	NIPPLE, 1/4" ARO, 1/4" MNPT
12-335	2	NIPPLE, 1/4" ARO, 1/4" FNPT
13-401	2	COUPLER/NIPPLE SET, 1/4" LINCOLN
13-425	2	COUPLER, 1/4" LINCOLN, 1/4" MNPT
13-435	2	COUPLER, 1/4" LINCOLN, 1/4" FNPT
12-425	2	NIPPLE, 1/4" LINCOLN, 1/4" MNPT
12-435	2	NIPPLE, 1/4" LINCOLN, 1/4" FNPT
13-611	2	COUPLER, 3/8" T-F, 1/4" FNPT
13-613	2	COUPLER, 3/8" T-F, 3/8" FNPT
12-603	2	NIPPLE, 3/8" T-F, 1/4" MNPT
12-605	2	NIPPLE, 3/8" T-F, 3/8" MNPT
12-705	2	NIPPLE, 1/2" T-F, 1/2" MNPT
13-713	2	COUPLER, 3/8" T-F, 1/2" FNPT
13-755	2	PUSH COUPLER, 1/4" I/M, 1/4"
13-537	2	COUPLER, 3/8" I/M, 3/8" FNPT
12-527	2	NIPPLE, 3/8" I/M, 3/8" MNPT
13-515	1	COMBO COUPLER, 1/4" FNPT
96-901	1	COUPLER TEST BAR

Blowguns, Chucks & Fittings

96-630-03

BLOWGUNS, CHUCKS & FITTINGS				
21-123	21-133	21-143	21-147	17-850
21-323	21-423	21-467	21-505	
21-515	21-535	21-603	21-605	
17-351	17-353	17-383	41-125	4-25E-RET
17-373	17-355		41-101	
18-203	18-233	18-207	18-603	

Most popular air hose fittings, chucks, and blowguns.

Part #	Qty.	Description
21-123	2	FITTING,BARB,1/4"IDx1/4"MNPT
21-133	2	FITTING,BARB,5/16"IDx1/4"MNPT
21-143	2	FITTING,BARB,3/8"IDx1/4"MNPT
21-147	2	FITTING,BARB,3/8"IDx3/8"MNPT
17-850	2	GAUGE,INFLATOR-DELUXE
21-323	2	FITTING,HOSE-SWIVEL,FEMALE
21-423	2	HOSE SPLICER,1/4"ID
21-467	2	HOSE SPLICER,3/8"ID
21-505	2	COUPLING,1/4"MNPTx1/4"MNPT
21-515	2	COUPLING,1/4"FNPTx1/4"FNPT
21-535	2	BUSHING,1/4"FNPTx3/8"MNPT
21-603	2	AIRLINE SWIVEL,1/4"MNPTx3/8"
21-605	2	AIR SWIVEL,1/4"MNPTx1/4"FNPT
17-351	2	CHUCK,DIRECT AIRLINE
17-353	2	CHUCK,DIRECT AIRLINE W/CLIP
17-383	2	CHUCK,DIRECT AIRLINE,DUAL FOOT
41-125	2	AIRLINE MANIFOLD,3-IN-ONE,1/4
17-373	2	CHUCK,GRIP-TITE
17-355	2	CHUCK,SNAP-ON W/CLIP
41-101	2	IN-LINE TOOL OILER
4-25E-RET	2	HOSE W/FTGS,25"-FAST STORE
18-203	2	BLOWGUN,STANDARD-LEVER
18-233	2	BLOWGUN,SAFETY-LEVER
18-207	2	BLOWGUN,STANDARD-RUBBER TIP
18-603	2	BLOWGUN,ADJUSTABLE I/M

MERCHANDISERS / DISPLAYS

TRU-FLATE® Amflö®

4-Panel Display

96-650 Tru-Flate's most popular air line accessories and tire hardware conveniently mounted on 4 display panels. Free standing display swivels for space efficiency, easy product selection and restocking. Includes Coupler Test Bar for easy in-store identification of coupler and plug design style.

Couplers & Plugs

96-650-10 (Panel 1)



Part #	Qty.	Description
13-513	3	COMBO COUPLER, 1/4"MNPT
13-225	2	COUPLER, 1/4" I/M, 1/4"MNPT
13-235	3	COUPLER, 1/4" I/M, 1/4"FNPT
13-755	2	PUSH COUPLER, 1/4" I/M, 1/4"FNPT
13-537	1	COUPLER, 3/8" I/M, 3/8"FNPT
13-515	3	COMBO COUPLER, 1/4"FNPT
13-201	3	COUPLER/PLUG SET, 1/4" I/M
12-225	3	PLUG, 1/4" I/M, 1/4"MNPT
12-235	2	PLUG, 1/4" I/M, 1/4"FNPT
12-527	1	PLUG, 3/8" I/M, 3/8"MNPT
13-101	3	COUPLER/PLUG SET, 1/4" T-F
13-125	2	COUPLER, 1/4" T-F, 1/4"MNPT
13-135	3	COUPLER, 1/4" T-F, 1/4"FNPT
12-125	3	PLUG, 1/4" T-F, 1/4"MNPT
12-135	2	PLUG, 1/4" T-F, 1/4"FNPT
13-611	1	COUPLER, 3/8" T-F, 1/4"FNPT
13-613	1	COUPLER, 3/8" T-F, 3/8"FNPT
13-335	2	COUPLER, 1/4" ARO, 1/4"FNPT
12-325	3	PLUG, 1/4" ARO, 1/4"MNPT
12-335	2	PLUG, 1/4" ARO, 1/4"FNPT
12-603	1	PLUG, 3/8" T-F, 1/4"MNPT
12-605	1	PLUG, 3/8" T-F, 3/8"MNPT
13-435	2	COUPLER, 1/4" LINC, 1/4"FNPT
12-425	3	PLUG, 1/4" LINC, 1/4"MNPT
12-435	2	PLUG, 1/4" LINC, 1/4"FNPT
13-713	1	COUPLER, 1/2" T-F&I/M, 1/2"FNPT
12-705	1	PLUG, 1/2" T-F, 1/2"MNPT
13-107B	2	COLOR-CODED COUPLER/PLUG SET, 1/4" T-F
13-207R	2	COLOR-CODED COUPLER/PLUG SET, 1/4" I/M
13-307G	2	COLOR-CODED COUPLER/PLUG SET, 1/4" ARO
96-901	1	COUPLER TEST BAR

Blowguns & Tire Hardware

96-650-11 (Panel 2)



Part #	Qty.	Description
17-509	3	GAUGE, TIRE-STANDARD, 10-50 PSI
17-519	2	GAUGE, TIRE-TRUCK, 20-120 PSI
17-521	1	GAUGE, TIRE-LOW PRESSURE, 1-20 PSI
17-525	1	GAUGE, TIRE-TRUCK, DUAL FT 20-120 PSI
17-545	2	GAUGE, TIRE-DUAL FT SRVC, 10-150 PSI
17-527	2	GAUGE, TIRE-BICYCLE, 20-120 PSI
17-523	3	EASY REACH TIRE GAUGE, 10-50 PSI
18-247	2	BLOWGUN, PALM-STYLE KIT
17-582	1	GAUGE, TIRE-DIGITAL, 5-IN-1
17-551	2	GAUGE, TIRE-DIAL, 10-60 PSI
18-203	1	BLOWGUN, STANDARD-LEVER TYPE
18-207	2	BLOWGUN, STANDARD-RUBBER TIP
41-125	2	AIRLINE MANIFOLD, 3-IN-ONE, 1/4"
41-135	2	AIRLINE REGULATOR W/GAUGE
18-233	2	BLOWGUN, SAFETY, LEVER TYPE
18-237	1	BLOWGUN, SAFETY, TAMPER-PROOF
18-603	1	BLOWGUN, ADJUSTABLE, I/M

MERCHANDISERS / DISPLAYS

TRU-FLATE® Amflo®

4-Panel Display Cont.

96-650 Tru-Flate's most popular air line accessories and tire hardware conveniently mounted on 4 display panels. Free standing display swivels for space efficiency, easy product selection and restocking. Includes Coupler Test Bar for easy in-store identification of coupler and plug design style.

Chucks, Fittings & Gauges

96-650-12 (Panel 3)



Part #	Qty.	Description
17-351	2	CHUCK,BALL FOOT,DIRECT AIRLINE
17-353	2	CHUCK,BALL FOOT,DIRECT AIRLINE W/CLIP
17-383	2	CHUCK, DIRECT AIRLINE, DUAL FOOT
17-395	2	CHUCK,DUAL LOCKING STRAIGHT-ON
17-850	1	INFLATOR GAUGE, DUAL FOOT CHUCK
17-369	2	CHUCK, BALL FOOT, DIRECT, 1/4" MNPT
41-101	1	IN-LINE TOOL OILER
21-123	2	FITTING, BARB, 1/4" ID X 1/4" MNPT
21-133	2	FITTING, BARB, 5/16" ID X 1/4" MNPT
21-143	2	FITTING, BARB, 3/8" ID X 1/4" MNPT
21-147	2	FITTING, BARB, 3/8" ID X 3/8" MNPT
21-323	2	FITTING, SWIVEL, 1/4" ID X 1/4" FNPS
21-423	2	HOSE SPLICER, 1/4" ID
21-467	2	HOSE SPLICER, 3/8" ID
21-505	2	COUPLING, 1/4" MNPT X 1/4" MNPT
4-25E-RET	1	FAST STOR HOSE W/ FITTINGS, 25', 1/4"
21-515	2	COUPLING, 1/4" FNPT X 1/4" FNPT
21-535	2	BUSHING, 1/4" FNPT X 3/8" MNPT
21-557	2	DRAIN COCK, 1/4"
41-300	1	HOSE REPAIR KIT
21-605	2	AIRLINE SWIVEL, 1/4" MNPT X 1/4" FNPT
21-707	2	SAFETY VALVE, 1/4", 125 PSI

Tire Maintenance Center

96-650-13 (Panel 4)




Part #	Qty.	Description
38-505	2	PLASTIC VALVE CAP,VC8
38-600-4	2	SCREWDRIVER TYPE VALVE CAP,VC2
38-712-4	2	HEX VALVE CAP
38-772-4	2	DOME TYPE CAP,VC3
38-790-4	2	VALVE CORE,C-1
38-507	2	LONG PLASTIC VALVE CAP
38-510	2	GREEN NITROGEN VALVE CAP
38-900	2	TANK VALVE,1/8"MNPT
38-325-4	2	PLASTIC VALVE EXTENSION,1-1/4"
38-315-4	2	VALVE EXTENSION,1-1/4"
30-413-2	2	SNAP-IN VALVE,TR413
30-414-2	2	SNAP-IN VALVE,TR414
30-415-2	2	SNAP-IN VALVE,TR415
30-418-2	2	SNAP-IN VALVE,TR418
30-445	2	HIGH PERFORMANCE TIRE VALVE
30-316-4	2	CHROME VALVE SLEEVES,TR413
12-077	3	UNIVERSAL CEMENT,2 OZ
14-130	3	TUBE TIRE REPAIR KIT
15-165	3	RADIAL REPAIR KIT
15-169	3	PERMA-STRIP PATCH
41-067	2	TIRE VALVE REPAIR TOOL
14-134	3	FOIL BACK REPAIR KIT
17-236	2	YELLOW TIRE MARKING CRAYON
40-395	1	TREAD DEPTH GAUGE
41-466	1	VALVE FISHING TOOL
15-162	2	SUPER-GRIP TIRE REPAIR KIT

MERCHANDISERS / DISPLAYS

TRU-FLATE® Amflo®

Air Accessory Display

96-640



A one panel display that includes many of the top selling SKUs in the Tru-Flate® line, including 25' and 50' Amflo® PVC hoses.

Part #	Qty.	Description
13-225	6	COUPLER, 1/4" I/M, 1/4" MNPT
12-225	6	PLUG, 1/4" I/M, 1/4" MNPT
13-201	6	COUPLER/PLUG SET, 1/4" I/M
13-235	6	COUPLER, 1/4" I/M, 1/4" FNPT
12-235	6	PLUG, 1/4" I/M, 1/4" FNPT
13-125	4	COUPLER, 1/4" T-F, 1/4" MNPT
12-125	4	PLUG, 1/4" T-F, 1/4" MNPT
18-207	2	BLOWGUN, STANDARD-RUBBER TIP
41-300	2	HOSE REPAIR KIT
17-509	5	GAUGE, TIRE-STANDARD, 10-50 PSI
13-135	4	COUPLER, 1/4" T-F, 1/4" FNPT
12-135	4	PLUG, 1/4" T-F, 1/4" FNPT
21-505	2	COUPLING, 1/4" MNPT X 1/4" MNPT
21-515	2	COUPLING, 1/4" FNPT X 1/4" FNPT
21-535	2	BUSHING, 1/4" FNPT X 3/8" MNPT
24-343	1	FILTER, MINI
4-25E-RET	1	FAST STOR HOSE W/FITTINGS, 25', 1/4"
21-123	2	FITTING, BARB, 1/4" ID X 1/4" MNPT
21-143	2	FITTING, BARB, 3/8" ID X 1/4" MNPT
17-351	2	CHUCK, BALL FOOT, DIRECT AIRLINE
21-467	2	HOSE SPLICER, 3/8" ID
21-557	2	DRAIN COCK, 1/4"
21-707	2	SAFETY VALVE, 1/4", 125PSI
24-444	1	REGULATOR, MINI
576-25A	3	PVC HOSE 3/8"x25' w-1/4" FITTINGS, ORANGE
576-50A	3	PVC HOSE 3/8"x50' w-1/4" FITTINGS, ORANGE

Air Accessories

96-610-03



(Product only)

Can be purchased as part of a two-sided rack with popular tire repair products—part number 96-610.

Covers all four common pneumatic coupler and plug designs, popular brass fittings and air line chucks, blowguns and coiled air hose.

Part #	Qty.	Description
13-101	3	COUPLER/PLUG SET, 1/4" T-F
12-125	3	PLUG, 1/4" T-F, 1/4" MNPT
13-135	3	COUPLER, 1/4" T-F, 1/4" FNPT
12-325	3	PLUG, 1/4" ARO, 1/4" MNPT
13-335	2	COUPLER, 1/4" ARO, 1/4" FNPT
13-201	3	COUPLER/PLUG SET, 1/4" I/M
12-225	3	PLUG, 1/4" I/M, 1/4" MNPT
13-235	3	COUPLER, 1/4" I/M, 1/4" FNPT
12-425	3	PLUG, 1/4" LINC, 1/4" MNPT
13-435	2	COUPLER, 1/4" LINC, 1/4" FNPT
17-351	2	CHUCK, BALL FOOT, DIRECT AIRLINE
21-123	2	FITTING, BARB, 1/4" ID X 1/4" MNPT
21-143	2	FITTING, BARB, 3/8" ID X 1/4" MNPT
21-423	2	HOSE SPLICER, 1/4" ID
4-25E-RET	1	FAST STOR HOSE W/ FITTINGS, 25', 1/4"
18-233	2	BLOWGUN, SAFETY, LEVER TYPE
18-203	1	BLOWGUN, STANDARD-LEVER TYPE
18-601	2	TRU-FLATE DESIGN ADJUSTABLE BLOWGUN
18-603	2	INDUSTRIAL/MILTON DESIGN ADJUSTABLE BLOWGUN
41-101	1	AIR TOOL OILER
41-300	2	AIR HOSE REPAIR KIT
17-383	3	DIRECT AIR LINE CHUCK
96-901	1	COUPLER TEST BAR

Tru-Flate Part #	Description	Page
101TF	Inflator Gauge, Standard Duty, Dual Foot Chuck	30
12-124B	Plug, 1/4" TF, 1/4" MNPT, Orange, Bulk	20
12-125	Plug, 1/4" TF, 1/4" MNPT	20
12-125-2	Plug, 1/4" TF, 1/4" MNPT	20
12-134B	Plug, 1/4" TF, 1/4" FNPT, Orange, Bulk	20
12-135	Plug, 1/4" TF, 1/4" FNPT	20
12-135-2	Plug, 1/4" TF, 1/4" FNPT	20
12-223	Plug, 1/4" I/M X 1/4" MNPT, Swivel	16
12-224R	Plug, 1/4" I/M, 1/4" MNPT, Red, Bulk	16
12-225	Plug, 1/4" I/M, 1/4" MNPT	16
12-225-2	Plug, 1/4" I/M, 1/4" MNPT	16
12-227	Plug, 1/4" I/M, 3/8" MNPT	16
12-233	Plug, 1/4" I/M, 1/4" FNPT, Swivel	16
12-234R	Plug, 1/4" I/M, 1/4" FNPT, Red, Bulk	16
12-235	Plug, 1/4" I/M, 1/4" FNPT	16
12-235-2	Plug, 1/4" I/M, 1/4" FNPT	16
12-237	Plug, 1/4" I/M, 3/8" FNPT	16
12-324G	Plug, 1/4" ARO, 1/4" MNPT, Green, Bulk	24
12-325	Plug, 1/4" ARO, 1/4" MNPT	24
12-325-2	Plug, 1/4" ARO, 1/4" MNPT	24
12-334G	Plug, 1/4" ARO, 1/4" FNPT, Green, Bulk	24
12-335	Plug, 1/4" ARO, 1/4" FNPT	24
12-335-2	Plug, 1/4" ARO, 1/4" FNPT	24
12-425	Plug, 1/4" Linc, 1/4" MNPT	26
12-435	Plug, 1/4" Linc, 1/4" FNPT	26
12-523	Plug, 3/8" I/M 1/4" MNPT	18
12-527	Plug, 3/8" I/M, 3/8" MNPT	18
12-537	Plug, 3/8" I/M, 3/8" FNPT	18
12-603	Plug, 3/8" TF, 1/4" MNPT	22
12-603-2	Plug, 3/8" TF, 1/4" MNPT	22
12-605	Plug, 3/8" TF, 3/8" MNPT	22
12-611	Plug, 3/8" TF, 1/4" FNPT	22
12-613	Plug, 3/8" TF, 3/8" FNPT	22
12-705	Plug, 1/2" TF, 1/2" MNPT	23
12-713	Plug, 1/2" TF, 1/2" FNPT	23
12-924	Plug, 1/4" HI FLO, 1/4" MNPT, Bulk	26
12-925	Plug, 1/4" HI FLO, 1/4" MNPT, 2 Pack	26
12-929	Swivel Plug, 1/4" HI FLO, 1/4" MNPT	27
12-934	Plug, 1/4" HI FLO, 1/4" FNPT, Bulk	26

Tru-Flate Part #	Description	Page
12-935	Plug, 1/4" HI FLO, 1/4" FNPT, 2 Pack	26
13-101	Plug/Coupler Set, 1/4" TF, 1/4" NPT	21
13-107B	Plug/Coupler Set, 1/4" TF, 1/4" NPT, Orange, 3Pc	21
13-109B	Plug/Coupler Set, 1/4" TF, 1/4" NPT, Orange, 7Pc	21
13-111B	Plug/Coupler Set, 1/4" TF, 1/4" NPT, Orange, 14Pc	21
13-124B	Coupler, 1/4" Universal, 1/4" MNPT, Orange, Bulk	21
13-125	Coupler, 1/4" TF, 1/4" MNPT	21
13-134B	Coupler, 1/4" Universal, 1/4" FNPT, Orange, Bulk	21
13-135	Coupler, 1/4" TF, 1/4" FNPT	21
13-201	Plug/Coupler Set, 1/4" I/M, 1/4" NPT	18
13-203	Plug/Coupler Set, 1/4" I/M, 1/4" NPT	18
13-207R	Plug/Coupler Set, 1/4" I/M, 1/4" NPT, Red, 3Pc	18
13-209R	Plug/Coupler Set, 1/4" I/M, 1/4" NPT, Red, 7Pc	18
13-211R	Plug/Coupler Set, 1/4" I/M, 1/4" NPT, Red, 14Pc	18
13-224R	Coupler, 1/4" Universal, 1/4" MNPT, Red, Bulk	17
13-225	Coupler, 1/4" I/M, 1/4" MNPT	17
13-227	Coupler, 1/4" I/M, 3/8" MNPT	17
13-229	Coupler, 1/4" Safety, 1/4" MNPT, Black	29
13-234R	Coupler, 1/4 Universal, 1/4 FNPT, Red, Bulk	17
13-235	Coupler, 1/4" I/M, 1/4" FNPT	17
13-237	Coupler, 1/4" I/M, 3/8" FNPT	17
13-239	Coupler, 1/4" Safety, 1/4" FNPT, Black	29
13-301	Plug/Coupler Set, 1/4" ARO, 1/4" NPT	24
13-307G	Plug/Coupler Set, 1/4" ARO, 1/4" NPT, Green, 3Pc	24
13-309G	Plug/Coupler Set, 1/4" ARO, 1/4" NPT, Green, 7Pc	24
13-311G	Plug/Coupler Set, 1/4" ARO, 1/4" NPT, Green, 14Pc	24
13-324	Coupler, 1/4" ARO, 1/4" MNPT, Brass	25
13-324G	Coupler, 1/4" Universal, 1/4" MNPT, Green, Bulk	25
13-325	Coupler, 1/4" ARO, 1/4" MNPT, Brass	25
13-334	Coupler, 1/4" ARO, 1/4" FNPT	25
13-334-07	Coupler, 1/4" ARO, 1/4" FNPT, Bulk	25
13-334G	Coupler, 1/4" Universal, 1/4" FNPT, Green, Bulk	25
13-335	Coupler, 1/4" ARO, 1/4" FNPT	25
13-401	Plug/Coupler Set, 1/4" Linc, 1/4" NPT	26
13-424	Coupler, 1/4" Linc, 1/4" MNPT	26
13-425	Coupler, 1/4" Linc, 1/4" MNPT	26
13-434	Coupler, 1/4" Linc, 1/4" FNPT	26
13-435	Coupler, 1/4" Linc, 1/4" FNPT	26
13-512	Combo Coupler 1/4 MNPT, Bulk	29

Tru-Flate Part #	Description	Page
13-513	Combo Coupler 1/4 MNPT Carded	29
13-514	Combo Coupler 1/4 FNPT , Bulk	29
13-515	Combo Coupler 1/4 FNPT Carded	29
13-518	Coupler, Swivel, 1/4 FNPT Carded	29
13-527	Coupler, 3/8" I/M, 3/8" MNPT	19
13-537	Coupler, 3/8" I/M, 3/8" FNPT	19
13-603	Coupler, 3/8" TF, 1/4" MNPT	22
13-605	Coupler, 3/8" TF, 3/8" MNPT	22
13-611	Coupler 3/8" TF, 1/4" FNPT	22
13-613	Coupler, 3/8" TF, 3/8" FNPT	22
13-705	Coupler, 1/2" I/M, 1/2" MNPT	19,23
13-713	Coupler, 1/2" I/M, 1/2" FNPT	19,23
13-775	Push Coupler, 1/4" ARO, 1/4" FNPT	25
13-903	Plug/Coupler Set, 1/4" HI FLO, 1/4" NPT, 4Pc	27
13-907	Plug/Coupler Set, 1/4" HI FLO, 1/4" NPT, 10Pc	27
13-924	Coupler, 1/4" HI FLO, 1/4" MNPT , Bulk	27
13-925	Coupler, 1/4" HI FLO, 1/4" MNPT	27
13-934	Coupler, 1/4" HI FLO, 1/4" FNPT , Bulk	27
13-935	Coupler, 1/4" HI FLO, 1/4" FNPT	27
17-351	Chuck, Direct Airline, Ball Foot	32
17-353	Chuck Direct Airline, Ball Foot with Clip	32
17-355	Chuck, Snap-On Clip	32
17-361	Chuck, Direct Airline, Ball Foot, 1/4" Hose Barb	33
17-362	Chuck, Direct Airline, Straight Lock On	33
17-365	Chuck, Mini Lock	32
17-369	Chuck, Direct Airline, Ball Foot	33
17-373	Chuck, Direct Airline, Grip-Tite	33
17-382	Chuck, Direct Airline, Dual Foot	33
17-383	Chuck, Direct Airline, Dual Foot	33
17-385	Chuck, Direct Airline, Dual Straight-On	33
17-392	Chuck, Direct Airline, Large Bore Clip-On	33
17-394	Chuck, Direct Airline, Large Bore	33
17-395	Chuck, Direct Airline, Straight-On Dual Locking	33
17-396	Chuck, Direct Airline, Straight-On Dual Locking	33
17-398	Chuck, Direct Airline, Straight-On Dual Locking, 12"	33
17-722	Chuck, Single Foot	32
17-726	Chuck, Grip-Tite	32
17-730	Chuck, Clip-On	32
17-732	Chuck, Straight Lock On, Flow-Through	32

Tru-Flate Part #	Description	Page
17-850	Inflator Gauge, Deluxe, Dual Foot Chuck	30
17-855	Inflator Gauge, Deluxe, Clip-On Chuck	30
17-860	Inflator Gauge, Deluxe, Straight-On Dual Foot	30
17-863	Inflator Gauge, Bayonet, Dual Foot Chuck	30
17-865	Inflator Gauge, Bayonet, Straight-On Chuck	30
17-877	Inflator Gauge, Digital, Clip-On Chuck	31
17-878	Inflator Gauge, Digital, Straight-On Dual Foot	31
18-143	Blowgun, Safety, 8 1/2" Clip-On	38
18-203	Blowgun, Standard, Lever Style	36
18-207	Blowgun, Standard, Rubber Tipped	36
18-208	Blowgun, Safety, High Volume "Venturi" Style	38
18-215	Blowgun, Safety, Rubber Tip And Safety Nozzle	38
18-217	Blowgun, Safety, 2' Extension	38
18-219	Blowgun, Safety, 4' Extension	38
18-221	Blowgun, Standard, Siphon Spray	36
18-225	Spray Cleaner, Pistol Grip	36
18-231	Blowgun, Safety, Button Style	37
18-233	Blowgun, Safety, Lever Style	37
18-237	Blowgun, Safety, Tamper-Proof	37
18-241	Deluxe Blowgun Kit	36
18-247	Palm-Style Blowgun Kit	37
18-302	Blowgun, Safety, Pocket Size, 4" Vented Extension	38
18-319	Blowgun, Safety, Pocket Size, Lever Style	38
18-325	Blowgun, Plastic, Pistol Grip	37
18-504	Radiator Filler, 3/4" Female Garden Bibb	59
18-506	Radiator Faucet, Rubber Spout, 1/4" FNPT	59
18-601	Blowgun, Safety, Adjustable Pencil Style, TF	38
18-603	Blowgun, Safety, Adjustable Pencil Style, I/M	38
18-607	Blowgun Set, TF1 HI FLO, 2Pc	34
18-608	Blowgun Set, TF3 HI FLO, 2Pc	34
18-609	Blowgun Set, TF1 HI FLO, 5 Pc	34
18-611	Blowgun Set, TF1 HI FLO, 3 Pc	34
18-612	Blowgun Set, TF3 HI FLO, 3Pc	34
18-613	Blowgun Set, TF1 HI FLO, 10Pc	34
18-615	Tip, HI FLO, Tri-Thrust	35
18-617	Chip Shield, HI FLO	35
18-621	Extensions, HI FLO, 12", 2 Pc	35
18-623	Blowgun Set, TF1 HI FLO, 7Pc	34
21-123	Fitting, Male Barb, 1/4" ID X 1/4" MNPT	40

Tru-Flate Part #	Description	Page
21-133	Fitting, Male Barb, 5/16" ID X 1/4" MNPT	40
21-143	Fitting, Male Barb, 3/8" ID X 1/4" MNPT	40
21-147	Fitting, Male Barb, 3/8" ID X 3/8" MNPT	40
21-222	Fitting, Female Barb, 1/4" ID X 1/4" FNPT	40
21-242	Fitting, Female Barb, 3/8" ID X 1/4" FNPT	40
21-323	Fitting, Female Swivel, 1/4" ID X 1/4" FNPT	40
21-423	Hose Splicer, 1/4" ID	41
21-433	Hose Splicer, 5/16" ID	41
21-467	Hose Splicer, 3/8" ID	41
21-488	Hose Splicer, 1/2" ID	41
21-505	Coupling, 1/4" MNPT X 1/4" MNPT	42
21-515	Coupling, 1/4" FNPT X 1/4" FNPT	42
21-535	Bushing, 1/4" FNPT X 3/8" MNPT	42
21-555	Drain Cock, 1/8"	42
21-557	Drain Cock, 1/4"	42
21-595	Ball-End Adapter, 1/4" MNPT x 1/4" MNPS	42
21-597	Ball-End Adapter, 1/4" MNPT w/BS x 1/4" MNPS w/BS	42
21-601	Airline Swivel, 1/4" ID Hose Barb X 1/4" MNPT	41
21-603	Airline Swivel, 3/8" ID Hose Barb X 1/4" MNPT	41
21-605	Airline Swivel, 1/4" FNPT X 1/4" MNPT	41
21-607	Fitting, Uniswivel, 1/4" MNPT x 1/4" FNPT, 360°	43
21-609	Fitting, Dual Swivel, 1/4" I/M Plug x 1/4" MNPT	43
21-707	Safety Valve, 1/4", 125 Psi	43
21-709	Safety Valve, 1/4", 150 Psi	43
22-163	Reusable Fitting, 1/4" MNPT x 11/16" OD	42
24-201	Filter/Regulator, Compact, 1/4", w/Gauge	46
24-211	Filter/Regulator, Compact, 3/8", w/Gauge	46
24-221	Filter/Regulator, Standard, 1/2", w/Gauge	46
24-222	Filter/Regulator, Standard, 1/2", w/Gauge	46
24-231	Filter/Regulator, Standard, 3/4", w/Gauge	46
24-243	Filter/Regulator, Mini, 1/4", w/Gauge	46
24-244	Filter/Regulator, Mini, 1/4", w/Gauge	46
24-301	Filter, Compact, 1/4", Manual	46
24-311	Filter, Compact, 3/8", Manual	46
24-321	Filter, Standard, 1/2", Manual	46
24-322	Filter, Standard, 1/2", Automatic	46
24-331	Filter, Standard, 3/4", Manual	46
24-343	Filter, Mini, 1/4", Manual	46

Tru-Flate Part #	Description	Page
24-351	Filter, Hi-Flow, 1", Manual, Metal Bowl	46
24-404	Regulator, Compact, 1/4", w/Gauge	47
24-414	Regulator, Compact, 3/8", w/Gauge	47
24-424	Regulator, Standard, 1/2", w/Gauge	47
24-434	Regulator, Standard, 3/4", w/Gauge	47
24-444	Regulator, Mini, 1/4", w/Gauge	47
24-454	Regulator, Hi-Flow, 1", w/Gauge	47
24-501	Lubricator, Compact, 1/4"	47
24-511	Lubricator, Compact, 3/8"	47
24-521	Lubricator, Standard, 1/2"	47
24-531	Lubricator, Standard, 3/4"	47
24-542	Lubricator, Mini, 1/4"	47
24-551	Lubricator, Hi-Flow, 1", Metal Bowl	47
24-801	Air Line Gauge, Back Mount, 0-200 Psi, 1/8" MNPT	48
24-803	Air Line Gauge, Back Mount, 0-160 Psi, 1/4" MNPT	48
24-804	Air Line Gauge, Back Mount, 0-300 Psi, 1/4" MNPT	48
24-807	Air Line Gauge, Bottom Mount, 0-160 Psi, 1/4" MNPT	48
24-811	Air Line Gauge, Bottom Mount, 0-300 Psi, 1/4" MNPT	48
24-901	Polycarbonate Bowl, Compact	49
24-902	Polycarbonate Bowl, Standard	49
24-903	Metal Bowl, Compact	49
24-910	Metal Bowl, Standard	49
24-912	Bowl Guard Kit, Standard	49
24-920	Automatic Drain Kit, Compact / Standard / Hi-Flow	49
24-930	Filter Element Kit, Hi-Flow, 40 Micron	49
24-932	Filter Element Kit, Compact, 40 Micron	49
24-939	Filter Element Kit, Standard, 40 Micron	49
24-943	Filter Element Kit, Standard, 20 SCFM	49
24-950	Mounting Bracket, Mini	49
24-950	Mounting Bracket, Mini	49
24-955	Mounting Bracket, Standard	49
24-956	Mounting Bracket, Compact	49
24-957	Mounting Bracket, Standard	49
24-958	Mounting Bracket, Hi-Flow	49
25-310	Chisel Set	59
25-311	Cut Off Discs	59
25-319	Surface Prep Kit	59
38-900	Tank Valve, 1/8" MNPT	57

Tru-Flate Part #	Description	Page
38-900-10	Tank Valve, 1/8" MNPT	57
38-906	Tank Valve, 1/8" MNPT	57
41-101	In-Line Tool Oiler	50
41-103	Desiccant Filter/Dryer, In-Line	51
41-125	3-Way Manifold, 1/4" FNPT in x 1/4" FNPT out	43
41-135	Air Flow Regulator, In-Line, w/Gauge	50
41-143	Air Tool Regulator, In-Line, At Hand, Low Pressure	50
41-145	Air Tool Regulator, In-Line, At Hand	50
41-150	Tool Filter, In-Line	51
41-155	Air Flow Regulator, w/Gauge	51
41-175	Compressor Accessory Kit, 19 Piece	58
41-225	Air Accessory Kit, 20 Piece	58
41-253	Air Accessory Kit, 15 Piece	9, 58
41-300	Hose Repair Kit	41
41-303	Hose Repair Kit	41
41-305	Hose Repair Kit	41
41-907	Air Tank Conversion Kit	57
54-516	Replacement Hose w/Fitting	57
54-517	Replacement Manifold	57
56-081	Desiccant Dryer, 1/2", 1 Quart Bowl	48

Tru-Flate Part #	Description	Page
56-082	Desiccant Dryer, Replacement Beads	48
96-610-03	Display, Air Accessories, Product Only	65
96-630	Display, Professional – Two Panel	66
96-630-02	Display, Professional – Couplers/Plug, Product Only	66
96-630-03	Display, Professional – Air Accessories, Product Only	66
96-640	Display, Air Accessories	65
96-650	Display, Tru-Flate 4 Panel Spinner	63
96-650-10	Display, Couplers/Plugs, Product Only	63
96-650-11	Display, Blow Guns/Gauges, Product Only	63
96-650-12	Display, Chucks, Fittings & Gauges, Product Only	64
96-650-13	Display, Tire Maintenance Center, Product Only	64
96-901	Coupler Identifier	13
96-902	Plug Identifier – Zinc Plated	13
97-412	Replacement, Safety Nozzle	39
99-001	Card Deck, Match Your Plug	12
99-005	Replacement, Rubber Tip, for 18-207, 18-215 or 201	39

Amflo Part #	Description	Page
40	Radiator Faucet	59
104	Chuck, Direct Airline, Ball Foot	32
105	Chuck, Angled	32
107	Chuck, Dual Foot Truck	32
108	Chuck, Direct Airline, Dual Straight-On	33
112	Hose Assembly, Straight-On Chuck, 12"	31
113	Hose Assembly, Dual Foot Chuck, 12"	31
119	Chuck, Direct Airline, Grip-Tite	33
121	Chuck, Direct Airline, 12" Dual Straight-On	33
126	Chuck, Direct Airline, Straight-On	33
127	Chuck, Straight-On	32
135	Inflator Gauge, HD, Dial, Straight-On Dual Foot	31
150	Inflator Gauge, Bayonet, Straight-On Chuck	30
153	Replacement, Dial Bar, For Amflo 150 Series	31
163	Replacement, Inflator Gauge Valve, For Amflo 150	31
200	Blowgun, Standard, Lever Style	36
201	Blowgun, Standard, Rubber Tipped	36
202	Replacement, Rubber Tip, For 18-207 or 201-100	39
209	Replacement, Venturi Tip, For 18-208 or 208	39
211	Blowgun, Standard, Flex Tip	36
221	Replacement, Siphon Spray Nozzle, For 18-221	39
226	Blowgun, Booster	37
227	Replacement, Booster Tip, For 18-221 or 228	39
235	Throttle Valve, 1/4" FNPT	56
240	Lever Valve, Two-way, 1/4" FNPT	56
344	Coupling, 1/4" MNPT x 1/4" MNPT	42
346	Coupling, 3/8" MNPT x 1/4" FNPT	42
366	Coupling, 3/8" MNPT x 3/8" MNPT	42
388	Coupling, 1/2" MNPT x 1/2" MNPT	42
398	Fitting, Male Barb, 1/4" ID x 3/8"-24 MNPT	40
399	Fitting, Male Barb, 1/8" ID x 1/8" MNPT	40
401	Fitting, Male Barb, 1/4" ID x 1/4" MNPT	40
404	Fitting, Male Barb, 1/4" ID x 1/8" MNPT	40
406	Fitting, Male Barb, 3/8" ID x 1/4" MNPT	40
408	Fitting, Male Barb, 1/2" ID x 1/4" MNPT	40
418	Reusable Fitting, 1/4" MNPT x 1/2" OD	42
419	Reusable Fitting, 1/4" MNPT x 19/32" OD	42
556	Inflating Connection, 90° Angle, 1/8" MNPT	56
582	Hose Clamp, 1/2" to 1-1/4" OD, Bulk	41

Amflo Part #	Description	Page
602	Hose Splicer, 5/16" ID	41
604	Fitting, Male Barb, 1/4" ID x 3/8" MNPT	40
608	Fitting, Male Barb, 1/2" ID x 3/8" MNPT	40
623	Reusable Fitting, 1/4" MNPT x 23/32" OD	42
705	Fitting, Bicycle Pump, 3/16" ID	57
706	Fitting, Bicycle Pump, 1/4" ID	57
711	Bleeder Valve 1/8" MNPT	57
808	Fitting, Male Barb, 1/2" ID x 1/2" MNPT	40
855	Hose Crimping Tool	60
880	Driveway Signal Bell	57
900	Coupler/Plug Key Ring, Bulk	12
900-10	Coupler/Plug Key Ring	12
1304	Ball Valve, 1/2" FNPT	56
1420	Compressor Oil - Quart	56
2112	Regulator, Tamperproof, In-Line, 90 PSI	51
2113	Regulator, Tamperproof, In-Line, 100 PSI	51
2114	Regulator, Tamperproof, In-Line, 110 PSI	51
2755	Inflating Connection, 3/16" Flare Tube, 3/8"-24	56
3063	Filter Element Kit, 3/8" Mini, 5 Micron	55
3162	Mounting Bracket, 3/8"	55
3404	3-Way Manifold, 1/4" FNPT in x 1/4" FNPT out	43
3406	3-Way Manifold, 3/8" FNPT in x 1/4" FNPT out	43
3408	3-Way Manifold, 1/2" FNPT in x 1/4" FNPT out	43
3912	Inflator Gauge, Master Air, 1/4" MNPT Fitting	31
4030	Filter, Standard, 1/2"	52
4031	Filter, Standard, 1/2", Metal Bowl	52
4032	Filter, Standard, 3/4"	52
4040	Filter, Standard, 3/4", Metal Bowl	52
4041	Filter, Hi-Flow, 3/4", Metal Bowl	52
4050	Filter, Hi-Flow, 1", Metal Bowl	52
4060	Automatic Drain	55
4068	Filter Element Kit, 1" Standard, 40 Micron	55
4070	Automatic Drain, 3/8"	55
4085	Manual Drain Repair Kit, T-Handle Type	55
4093	Filter Element Kit, 1/2" Standard, 40 Micron	55
4095	Poly Bowl, 1/2"	55
4096	Manual Drain Kit	55
4100	Regulator, Mini, 1/4"	53
4135	Regulator, Standard, 1/2"	53

Amflo Part #	Description	Page
4141	Regulator, Standard, 3/4"	53
4145	Regulator, Standard, 3/4"	53
4155	Regulator, Hi-Flow, 1"	53
4160	Mounting Bracket, Mini	55
4161	Panel Nut, Regulator, Mini	55
4165	Mounting Bracket, 1"	55
4230	Lubricator, Standard, 1/2", Poly w/Metal Guard	54
4235	Lubricator, Micro Fog, Standard, 1/2", w/Metal Guard	53
4241	Lubricator, Standard, 3/4", Metal Bowl	54
4264	Poly Bowl, Mini	55
4282	Adjustment Dome, Oil Fog Lubricators	55
4300	Filter/Regulator, Mini, 1/4"	52
4330	Filter/Regulator, Standard, 1/2", Poly w/Metal Guard	52
4331	Filter/Regulator, Standard, 1/2"	52
4340	Filter/Regulator, Standard, 3/4", Poly w/Metal Guard	52
4341	Filter/Regulator, Standard, 3/4"	52
4431	FRL Combo Unit, Standard, 1/2", Metal Bowl	54
4760	Universal Wall Bracket, 1/4" Compact Series	55
4769	Quick Clamp, 1/2" Modular Series	55
4771	Quick Clamp w/Wall Bracket, 1/2" Modular Series	55
4772	Universal Wall Bracket, 1/2" Modular Series	55
4773	Panel Mount Nut, Zinc	55
4776	Regulator Repair Kit, 1/2"	55
4778	Panel Mount Nut, Zinc	55
4780	Bowl O-Ring, Mini	55
4782	Bowl O-Ring, 3/8"	55
4783	Bowl O-Ring, 1/2"	55
6116	Inflating Connection, 70° Angle, 1/8" FNPT	56
4-12	1/4" x 12' Nylon Recoil Hose	7
6-25	3/8" x 25' Nylon Recoil Hose	7
200E6	Extension, Standard Blowgun, 6"	39
204E12	Extension, 12" Safety	39
100D	Inflator Gauge, HD, Bayonet, Straight-On Chuck	31
100LW	Inflator Gauge, HD, Body Only	31
10-11K	Heavy Duty Truck Air Seat Blow Gun Kit	9
1012-15	Dial Gauge, Bottom Mount, 0-15 PSI, 1/4" MNPT	54
1012-160	Dial Gauge, Bottom Mount, 0-15 PSI, 1/4" MNPT	54
101D	Inflator Gauge, HD, Bayonet, Dual Foot Chuck	31
101HD	Inflator Gauge, HD, Bayonet, Epoxy Dual Foot Chuck	31

Amflo Part #	Description	Page
104CA	Chuck Direct Airline, Ball Foot with Clip	32
106-100	Chuck, Straight-On w/ 1/4" Barb	32
1101-160	Dial Gauge, Back Mount, 0-60 PSI, 1/8" MNPT	54
1101-60	Dial Gauge, Back Mount, 0-60 PSI, 1/8" MNPT	54
1112-160	Dial Gauge, Back Mount, 0-160 PSI, 1/4" MNPT	54
1112-300	Dial Gauge, Back Mount, 0-300 PSI, 1/4" MNPT	54
118D	Chuck, Direct Airline, Dual Foot Safety Lock-On	33
12-100E	1/4" x 100' Poly Air Hose	6
1220-1	Air Tool Oil - Pint	56
1220-4	Air Tool Oil - 4 oz.	56
1220-8	Air Tool Oil - Gallon	56
12-25E	1/4" x 25' Poly Air Hose	6
12-50E	1/4" x 50' Poly Air Hose	6
13-100AE	3/8" x 100' Poly Air Hose	6
13-50AE	3/8" x 50' Poly Air Hose	6
135DG	Replacement, Dial Gauge, For Amflo 135	31
14-100	1/4" x 100' Poly Air Hose	6
14-50	1/4" x 50' Poly Air Hose	6
14-50K	1/4" x 50' Air Hose, w/ Kit	9
1468L-6	Tank Valve, 1/4" NPT, , Bulk	57
1498L-6	Tank Valve, 1/4" NPT	57
150-50	Inflator Gauge, Bayonet, Straight-On Chuck, Bulk	30
150E-RET	Inflator Gauge, Bayonet, Straight-On Chuck	30
150LW-50	Inflator Gauge, Body Only. Bulk	31
200-100	Blowgun, Standard, Lever Style, Bulk	36
200F8	Extension, 8" Flexible Metal	39
200NT-1	Replacement, 2-3/4" Blowgun Needle Tip	39
200NT-2	Replacement, 2-1/2" Blowgun Needle Tip	39
200NT-4	Replacement, 1-1/8" Blowgun Needle Tip	39
204-30	Blowgun, Safety, Lever Style	37
204-30A	Blowgun, Safety, Tamper-Proof	37
205ATD	Blowgun, HD, Angled Rubber Tip	37
205D	Blowgun, Heavy Duty	37
211-100	Blowgun, Standard, Flex Tip, Bulk	36
240-100	Lever Valve, Two-way, 1/4" FNPT, Bulk	56
24-25E-RET	1/4" x 25' Poly Recoil Hose	7
24-50E-RET	1/4" x 50' Poly Recoil Hose	7
25-24-RET	1/4 X 24 PVC Lead-In Hose	8
25L-24BD	1/4" x 24" Rubber Lead-In Hose	8

Amflo Part #	Description	Page
25L-60BD	1/4" x 60" Rubber Lead-In Hose	8
270A	Mist Coolant Unit	59
344R	Swivel Fitting, 1/4" MNPT x 1/4" FNPT	43
344T	Fitting, Female Tee, 1/4" FNPT	43
344U	Fitting, Uniswivel, 1/4" MNPT x 1/4" FNPT, 360°	43
344X	Fitting, Female Cross, 1/4" FNPT	43
346F	Bushing, 3/8" MNPT x 1/4" FNPT	42
348F	Bushing, 1/2" MNPT x 1/4" FNPT	42
366R	Swivel Fitting, 3/8" MNPT x 3/8" FNPT	43
368F	Bushing, 1/2" MNPT x 3/8" FNPT	42
37L-30B-RET	3/8" x 30" Rubber Lead-In Hose	8
3910S	Inflator Gauge, Master Air, Standard Bore	31
4010A-99	Filter, Compact, 1/4"	52
4011A-99	Filter, Compact, 1/4", Metal Bowl	52
401S	Swivel Fitting, 1/4" MNPT	40
40-205RK	Heavy Duty Blowgun/ Inflator Repair Kit	39
4020A-99	Filter, Compact, 3/8"	52
4021A-99	Filter, Compact, 3/8", Metal Bowl	52
406-100	Fitting, Male Barb, 3/8" ID x 1/4" MNPT, Bulk	40
406L	Fitting, Male Lock-On, 3/8" ID x 1/4" MNPT	40
406S	Fitting, Male Swivel, Hi Volume, 3/8" ID x 1/4" MNPT	40
4071A-99	Mounting Bracket, 3/8"	55
4074A-99	Poly Bowl, 3/8"	55
40R	Radiator Faucet, Rubber Spout, 1/4" FNPT	59
40R-100	Radiator Faucet, Rubber Spout, 1/4" FNPT, Bulk	59
40RD	Radiator Faucet, Rubber Spout, 1/4" FNPT	59
4100D	Regulator, Mini, 1/4"	53
4115A-99	Regulator, Compact, 1/4"	53
4210A-99	Lubricator, Compact, 1/4"	54
4211A-99	Lubricator, Compact, 1/4", Metal Bowl	54
4220A-99	Lubricator, Compact, 3/8"	54
4-25E-RET	1/4" 25' Nylon Recoil Hose	7
4265A-99	Poly Bowl, 3/8", For Lubricator	55
4270A-99	Metal Bowl, 3/8", For Lubricator	55
4310A-99	Filter/Regulator, Standard, 1/4"	52
4320A-99	Filter/Regulator, Standard, 3/8"	52
43W	Water Nozzle	59
446SL	Fitting, Male Lock-On Ball Swivel, 3/8" ID x 1/4" MNPT	40
4-50-RET	1/4" 50' Nylon Recoil Hose	7

Amflo Part #	Description	Page
494-100	Signal Bell Tubing	8
494-500	Signal Bell Tubing, Bulk	8
5029A-50	.900" I.D. Ferrule	60
503HR-RET	Manual Hose Reel, Knock-Down	11
507HR-RET	3/8" x 25' Retractable Hose Reel, Hybrid	10
508HR-RET	3/8" x 50' Retractable Hose Reel, Hybrid	10
512-25E	1/4" x 25' Red Rubber Hose	5
512-50E	1/4" x 50' Red Rubber Hose	5
514-500	3/8" x 500' Rubber Hose, Bulk	8
518HR-RET	1/2" x 50' Retractable Hose Reel, Hybrid	10
538HR-RET	1/2" x 50' Enclosed Retractable Hose Reel, Hybrid	10
541HR-RET	3/8" x 30' Enclosed Retractable Hose Reel, Hybrid	10
543HR-RET	3/8" x 50' Enclosed Retractable Hose Reel, Hybrid	10
545HR-RET	Manual Hose Reel, Polyurethane	11
546HR-RET	3/8" x 65' Enclosed Retractable Hose Reel, Hybrid	10
552-25AE	3/8" x 25' Red Rubber Hose	5
552-50AE	3/8" x 50' Red Rubber Hose	5
552-50AK	3/8" x 50' Red Rubber Hose w/Blow Gun Kit	9
552-50AK-5	3/8" x 50' Red Rubber Hose w/Blow Gun Kit	9
554-100A	3/8" x 100' PVC Air Hose	6
554-50A	3/8" x 50' PVC Air Hose	6
556-50A	3/8" x 50' Black Rubber Hose	5
572-100	1/4" x 100' Hybrid Air Hose	4
572-25	1/4" x 25' Hybrid Air Hose	4
572-50	1/4" x 50' Hybrid Air Hose	4
573-100A	1/2" x 100' Hybrid Air Hose	4
573-25A	1/2" x 25' Hybrid Air Hose	4
573-50A	1/2" x 50' Hybrid Air Hose	4
574-50GH	3/8" x 50' PVC Hose HD Truck Inflator Kit	9
575-100A	3/8" x 100' Hybrid Air Hose	4
575-25A	3/8" x 25' Hybrid Air Hose	4
575-35A	3/8" x 35' Hybrid Air Hose	4
575-50A	3/8" x 50' Hybrid Air Hose	4
575-50AGH	3/8" x 50' Air Hose, Ultra Air, Glad Hand	9
576-100A	3/8" x 100' PVC Air Hose	6
576-25A	3/8" x 25' PVC Air Hose	6
576-50A	3/8" x 50' PVC Air Hose	6
576-50AK	3/8" x 50' Hose, w/ Kit	9
57L-30B-RET	30" Hybrid Lead-In Hose	8

Amflo Part #	Description	Page
57L-48B-RET	48" Hybrid Lead-In Hose	8
57L-72B-RET	72" Hybrid Lead-In Hose	8
580-50ACK	HI-FLO Conversion Kit	9, 27
580-100	Hose Clamp, 1/4" to 5/8" OD, Bulk	41
581-100	Hose Clamp, 3/8" to 7/8" OD, Bulk	41
588HR-RET	3/8" x 50' Enclosed Retractable Hose Reel, Hybrid	10
590CR-RET	40' Enclosed Retractable Cord Reel, 12AWG	11
591CR-RET	50' Enclosed Retractable Cord Reel, 14AWG	11
603-2N1-RET	2-in-1 Retractable Hose Reel, Hybrid/Electric	11
645L-6	Tank Valve, 1/8" NPT, Bulk	57
700-100	Tank Valve, 1/8" MNPT, Bulk	57
701-2	Tank Valve, 1/4" MNPT	57
701-2-100	Tank Valve, 1/4" MNPT, Bulk	57
701-42	Tank Valve, 1/4" ID Hose Barb	57
705-100	Fitting, Bicycle Pump, 3/16" ID, Bulk	57
706-100	Fitting, Bicycle Pump, 1/4" ID, Bulk	57
710-100	Bleeder Valve, .310-32 Thread	57
711-100	Bleeder Valve, 1/8" MNPT, Bulk	57
7242A-50	.937" I.D. Ferrule	60
7321-50	.478" I.D. Ferrule	60
7322-50	.500" I.D. Ferrule	60
7323-50	.525" I.D. Ferrule	60
7325-50	.562" I.D. Ferrule	60
7326-50	.593" I.D. Ferrule	60
7327-50	.625" I.D. Ferrule	60
7328-50	.656" I.D. Ferrule	60
7329-50	.687" I.D. Ferrule	60
7330-50	.718" I.D. Ferrule	60
7331-50	.750" I.D. Ferrule	60
7332-50	.781" I.D. Ferrule	60
7333-50	.812" I.D. Ferrule	60
7334-50	.825" I.D. Ferrule	60
7335-50	.850" I.D. Ferrule	60
856-1	5/8" Die Block for 855 Hose Crimping Tool	60
856-8	3/4" Die Block for 855 Hose Crimping Tool	60
856-9	13/16" Die Block for 855 Hose Crimping Tool	60
859W	Chuck Washer, For Straight-On and Dual Foot Chucks	33
880N	Tubing Anchor, For Driveway Signal Bell	57
9166L-8	Tank Valve, 1/8" NPT	57

Amflo Part #	Description	Page
C1	Coupler, 1/4" TF, 1/4" MNPT	21
C10	Coupler, 1/2" TF & I/M, 1/2" FNPT	19,23
C10-23	Coupler, 1/2" I/M, 3/8" FNPT	19,23
C1-03	Coupler, 1/4" TF, 3/8" MNPT	21
C10-45	Coupler, 1/2" I/M Barb, 1/2" ID	19,23
C10-50	Coupler, 1/2" I/M, 1/2" FNPT, Bulk	19,23
C1-100	Coupler, 1/4" TF, 1/4" MNPT, Bulk	21
C1B-100	Coupler, 1/4" TF, 1/4" MNPT, Brass, Bulk	21
C2	Coupler, 1/4" TF, 1/4" FNPT	21
C20	Coupler, 1/4" I/M, 1/4" FNPT	17
C20-100	Coupler, 1/4" I/M, 1/4" FNPT, Bulk	17
C20-23	Coupler, 1/4" I/M, 3/8" FNPT	17
C20-23-100	Coupler, 1/4" I/M, 3/8" FNPT, Bulk	17
C20-23B	Coupler, 1/4" I/M, 3/8" FNPT, Brass	17
C20-42	Coupler, 1/4" I/M Barb, 1/4" ID	17
C20-42-100	Coupler, 1/4" I/M Barb, 1/4" ID, Bulk	17
C20-42B	Coupler, 1/4" I/M Barb, 1/4" ID, Brass	17
C20-42L	Coupler, 1/4" I/M Lock-On, 1/4" ID	17
C20-42LBP-100	Coupler, 1/4" I/M Lock-On, 1/4" ID, Brass, Bulk	17
C20-44	Coupler, 1/4" I/M Barb, 3/8" ID	17
C20-44-100	Coupler, 1/4" I/M Barb, 3/8" ID, Bulk	17
C20-44B	Coupler, 1/4" I/M Barb, 3/8" ID, Brass	17
C20-44L	Coupler, 1/4" I/M Lock-On, 3/8" ID	17
C20-44LBP-100	Coupler, 1/4" I/M Lock-On, 3/8" ID, Brass, Bulk	17
C20B	Coupler, 1/4" I/M, 1/4" FNPT, Brass	17
C20B-100	Coupler, 1/4" I/M, 1/4" FNPT, Brass, Bulk	17
C21	Coupler, 1/4" I/M, 1/4" MNPT	17
C2-100	Coupler, 1/4" TF, 1/4" FNPT, Bulk	21
C21-03	Coupler, 1/4" I/M, 3/8" MNPT	17
C21-03B	Coupler, 1/4" I/M, 3/8" MNPT, Brass	17
C21-03B-100	Coupler, 1/4" I/M, 3/8" MNPT, Brass, Bulk	17
C21-100	Coupler, 1/4" I/M X 1/4" MNPT, Bulk	17
C21B	Coupler, Brass, 1/4" I/M, 1/4" MNPT	17
C21B-100	Coupler, Brass, 1/4" I/M, 1/4" MNPT, Bulk	17
C2-23	Coupler, 1/4" TF, 3/8" FNPT	21
C2-42	Coupler, 1/4" TF Barb, 1/4" ID	21
C2-42L	Coupler, 1/4" TF, 1/4" Barb	21
C2-44	Coupler, 1/4" TF Barb, 3/8" ID	21
C2-44L	Coupler, 1/4" TF Lock-On, 3/8" ID	21

Amflo Part #	Description	Page
C25	Coupler, 3/8" I/M, 3/8" MNPT	19
C25-02	Coupler, 3/8" I/M, 1/4" MNPT	19
C25-50	Coupler, 3/8" I/M, 3/8" MNPT, Bulk	19
C26	Coupler, 3/8" I/M, 3/8" FNPT	19
C26-22	Coupler, 3/8" I/M, 1/4" FNPT	19
C26-24	Coupler, 3/8" I/M, 1/2" FNPT	19
C26-44	Coupler, 3/8" I/M Barb, 3/8" ID	19
C26-44L	Coupler, 3/8" I/M Lock-On, 3/8" ID	19
C26-45	Coupler, 3/8" I/M Barb, 1/2" ID	19
C26-50	Coupler, 3/8" I/M, 3/8" FNPT, Bulk	19
C28-100	Coupler, 1/4" Linc, 1/4" FNPT, Bulk	26
C2B	Coupler, 1/4" TF, 1/4" FNPT, Brass	21
C2B-100	Coupler, 1/4" TF, 1/4" FNPT, Brass, Bulk	21
C2R	Coupler, 1/4" Recapper, 1/4" FNPT	23
C30	Coupler, 1/4" Diamond U, 1/4" FNPT	28
C31	Coupler, 1/4" Diamond U, 1/4" MNPT	28
C35	Coupler, 3/8" ARO, 3/8" MNPT	25
C36	Coupler, 3/8" ARO, 3/8" FNPT	25
C37	Coupler, 1/4" ARO, 1/4" MNPT	25
C37-03	Coupler, 1/4" ARO, 3/8" MNPT	25
C37-100	Coupler, 1/4" ARO, 1/4" MNPT, Bulk	25
C38	Coupler, 1/4" ARO, 1/4" FNPT	25
C38-100	Coupler, 1/4" ARO, 1/4" FNPT, Bulk	25
C38-23	Coupler, 1/4" ARO, 3/8" FNPT	25
C38-42	Coupler, 1/4" ARO Barb, 1/4" ID	25
C38-44	Coupler, 1/4" ARO Barb, 3/8" ID	25
C46	Push Coupler, 1/4" ARO, 1/4" FNPT	25
C5	Coupler, 3/8" TF, 3/8" MNPT	22
C5-04	Coupler, 3/8" TF, 1/2" MNPT	22
C5-50	Coupler, 3/8" TF, 3/8" MNPT, Bulk	22
C6	Coupler, 3/8" TF, 3/8" FNPT	22
C60C	Coupler, Universal, 1/4" FNPT, Composite	29
C6-24	Coupler, 3/8" TF, 1/2" FNPT	22
C6-44	Coupler, 3/8" TF Barb, 3/8" ID	22
C6-45	Coupler, 3/8" TF Barb, 1/2" ID	22
C6-50	Coupler, 3/8" TF, 3/8" FNPT, Bulk	22
C7	Coupler, 3/8" TF, 1/4" MNPT	22
C7-50	Coupler, 3/8" TF, 1/4" MNPT, Bulk	22
C8	Coupler, 3/8" TF, 1/4" FNPT	22

Amflo Part #	Description	Page
C8-50	Coupler, 3/8" TF, 1/4" FNPT	22
C9	Coupler, 1/2" I/M, 1/2" MNPT	19,23
C90	Coupler, 1/4" HI FLO, 1/4" FNPT, Brass	27
C90-100	Coupler, 1/4" HI FLO, 1/4" FNPT, Brass, Bulk	27
C9-03	Coupler, 1/2" I/M, 3/8" MNPT	19,23
C91	Coupler, 1/4" HI FLO, 1/4" MNPT, Brass	27
C91-100	Coupler, 1/4" HI FLO, 1/4" MNPT, Brass	27
C9-50	Coupler, 1/2" I/M, 1/2" MNPT, Bulk	19,23
CP1	Plug, 1/4" TF, 1/4" MNPT	20
CP10	Plug, 1/2" TF, 1/2" FNPT	23
CP10-50	Plug, 1/2" TF, 1/2" FNPT	23
CP10-23	Plug, 1/2" TF, 3/8" FNPT	23
CP1-03	Plug, 1/4" TF, 3/8" MNPT	20
CP1-100	Plug, 1/4" TF, 1/4" MNPT, Bulk	20
CP12	Plug, 1/4" Recapper, .302-32 FNPT	23
CP1-302	Plug, 1/4" TF, .302-32 Male	20
CP1-42	Plug, 1/4" TF Barb, 1/4" ID	20
CP1-42L	Plug, 1/4" TF Lock-On, 1/4" ID	20
CP1-44	Plug, 1/4" TF Barb, 3/8" ID	20
CP1-44L	Plug, 1/4" TF Lock-On, 3/8" ID	20
CP17	Plug, 1/2" I/M, 3/8" MNPT	19
CP17-03	Plug, 1/2" I/M, 3/8" MNPT	19
CP17-45	Plug, 1/2" I/M Barb, 1/2" ID	19
CP18	Plug, 1/2" I/M, 3/8" FNPT	19
CP18-23	Plug, 1/2" I/M, 3/8" FNPT	19
CP1B	Plug, 1/4" TF, 1/4" MNPT, Brass	20
CP2	Plug, 1/4" TF, 1/4" FNPT	20
CP20	Plug, 1/4" I/M, 1/4" FNPT	16
CP20-100	Plug, 1/4" I/M, 1/4" FNPT, Bulk	16
CP20-23	Plug, 1/4" I/M, 3/8" FNPT, Bulk	16
CP20B	Plug, 1/4" I/M, 1/4" FNPT, Brass	16
CP20B-100	Plug, 1/4" I/M, 1/4" FNPT, Brass, Bulk	16
CP21	Plug, 1/4" I/M, 1/4" MNPT	16
CP2-100	Plug, 1/4" TF, 1/4" FNPT, Bulk	20
CP21-03	Plug, 1/4" I/M, 3/8" MNPT	16
CP21-100	Plug, 1/4" I/M, 1/4" MNPT, Bulk	16
CP21-42	Plug, 1/4" I/M Barb, 1/4" ID	16
CP21-42-100	Plug, 1/4" I/M Barb, 1/4" ID, Bulk	16
CP21-42L	Plug, 1/4" I/M Lock-On, 1/4" ID	16

Amflo Part #	Description	Page
CP21-44	Plug, 1/4" I/M Barb, 3/8" ID	16
CP21-44-100	Plug, 1/4" I/M Barb, 3/8" ID, Bulk	16
CP21-44L	Plug, 1/4" I/M Lock-On, 3/8" ID	16
CP21B	Plug, 1/4" I/M, 1/4" MNPT, Brass	16
CP21B-100	Plug, 1/4" I/M, 1/4" MNPT, Brass, Bulk	16
CP22	Plug, 1/4" I/M, .302-32 FNPT	16
CP2-23	Plug, 1/4" TF, 3/8" FNPT	20
CP25	Plug, 3/8" I/M, 3/8" MNPT	18
CP25-02	Plug, 3/8" I/M, 1/4" MNPT	18
CP25-02-100	Plug, 3/8" I/M, 1/4" MNPT, Bulk	18
CP25-04	Plug, 3/8" I/M, 1/2" MNPT, Bulk	18
CP25-44	Plug, 3/8" I/M Barb, 3/8" ID	18
CP25-44L	Plug, 3/8" I/M Lock-On, 3/8" ID	18
CP25-45	Plug, 3/8" I/M Barb, 1/2" ID	18
CP25-50	Plug, 3/8" I/M, 3/8" MNPT, Bulk	18
CP26	Plug, 3/8" I/M, 3/8" FNPT	18
CP26-22	Plug, 3/8" I/M, 1/4" FNPT	18
CP26-24	Plug, 3/8" I/M, 1/2" FNPT	18
CP27	Plug, 1/4" Linc, 1/4" MNPT	26
CP27-100	Plug, 1/4" Linc, 1/4" MNPT, Bulk	26
CP28	Plug, 1/4" Linc, 1/4" FNPT	26
CP28-100	Plug, 1/4" Linc, 1/4" FNPT	26
CP2B	Plug, 1/4" TF, 1/4" FNPT, Brass	20
CP33	Plug, 1/4" Diamond U, 1/4" MNPT	28
CP34	Plug, 1/4" Diamond U, 1/4" MNPT	28
CP35	Plug, 3/8" ARO, 3/8" MNPT	25
CP36	Plug, 3/8" ARO, 3/8" FNPT	25
CP37	Plug, 1/4" ARO, 1/4" MNPT	24
CP37-03	Plug, 1/4" ARO, 3/8" MNPT	24
CP37-100	Plug, 1/4" ARO, 1/4" MNPT, Bulk	24
CP37-42	Plug, 1/4" ARO Barb, 1/4" ID	24
CP37-44L	Plug, 1/4" ARO Lock-On, 3/8" ID	24

Amflo Part #	Description	Page
CP38	Plug, 1/4" ARO, 1/4" FNPT	24
CP38-100	Plug, 1/4" ARO, 1/4" FNPT, Bulk	24
CP38-23	Plug, 1/4" ARO, 3/8" FNPT	24
CP5	Plug, 3/8" TF, 3/8" MNPT	22
CP5-04	Plug, 3/8" TF, 1/2" MNPT	22
CP5-44	Plug, 3/8" TF Barb, 3/8" ID	22
CP5-44L	Plug, 3/8" TF Lock-On, 3/8" ID	22
CP5-50	Plug, 3/8" TF, 3/8" MNPT, Bulk	22
CP6	Plug, 3/8" TF, 3/8" FNPT	22
CP6-24	Plug, 3/8" TF, 3/8" FNPT	22
CP7	Plug, 3/8" TF, 1/4" MNPT	22
CP7-50	Plug, 3/8" TF, 1/4" MNPT	22
CP8	Plug, 3/8" TF, 1/4" FNPT	22
CP8-50	Plug, 3/8" TF, 1/4" FNPT, Bulk	22
CP9	Plug, 1/2" TF, 1/2" MNPT	23
CP90	Plug, 1/4" HI FLO, 1/4" FNPT	26
CP90-100	Plug, 1/4" HI FLO, 1/4" FNPT, Bulk	26
CP9-03	Plug, 1/2" TF, 3/8" MNPT	23
CP91	Plug, 1/4" HI FLO, 1/4" MNPT	26
CP91-100	Plug, 1/4" HI FLO, 1/4" MNPT, Bulk	26
CPST17B	Plug, Straight-Thru, 1/4" FNPT, Brass	28
CPST4B	Plug, Straight-Thru 1/4" FNPT, Brass	28
CPST5B	Plug, Straight-Thru, 3/8" MNPT, Brass	28
CPST6B	Plug, Straight-Thru 3/8" FNPT, Brass	28
CPST8B	Plug, Straight-Thru, 1/2" FNPT, Brass	28
CST17B	Coupler, Straight-Thru, 1/4" FNPT, Brass	28
CST4B	Coupler, Straight-Thru, 1/4" FNPT, Brass	28
CST6B	Coupler, Straight-Thru, 3/8" FNPT, Brass	28
CST8B	Coupler, Straight-Thru, 1/2" FNPT, Brass	28

TRU-FLATE® TIRE REPAIR CATALOG

TRU-FLATE®

*Don't Forget To Check Out
Our TRU-FLATE® Branded
Line Of Tire Repair
Products*



SEALANTS



INFLATORS



TIRE GAUGES



TIRE REPAIR PRODUCTS



PLEWS & EDELMAANN

AMERICAN INNOVATION SINCE 1909®

Amflö

AMFLO

PNEUMATIC HOSES & REELS
AIR LINE ACCESSORIES

EDELMAANN®

EDELMAANN

AUTOMOTIVE FITTINGS
BRAKE LINES
POWER STEERING HOSE & REPAIR KITS

LübriMatic

LUBRIMATIC

GREASES, OILS & SPRAY LUBRICANTS
LUBRICATION EQUIPMENT

TRÜ-FLATE

TRU-FLATE

AIR LINE ACCESSORIES
INFLATORS
TIRE REPAIR & GAUGES
SEALANTS

UltraLUBE

ULTRALUBE

BIOBASED LUBRICANTS

Plews & Edelmann
1550 Franklin Grove Road,
Dixon, IL 61021 USA
Telephone: 800-770-4639 • Fax: 815-673-7019
www.plews-edelmann.com

©2019 Plews & Edelmann • Printed in the USA

FIGHT THE GRIND™

LubriMatic®

LUBRICATION PRODUCTS & SOLUTIONS

LUBRIMATIC.COM

90128

SUPERCEDES CATALOGS
90127 & 90600



MOVE PRODUCTS FOR ANY ENVIRONMENT

CONTENTS

GREASE GUNS

4–14

GREASE GUN ACCESSORIES

15–21

GREASE FITTINGS

22–25

PUMPS/SIPHONS

26–31

OILERS / ADHESIVE GUNS

32–33

FILTER WRENCHES

34–37

FUNNELS

38–41

MEASURES / FILLERS

42–45

LIFT DRAINS & ACCESSORIES

46–47

GREASE / OIL

48–57

PARTS INDEX

58–59



LEVER GREASE GUNS

30-200
30-449



STANDARD LEVER GREASE GUNS

Ideal for household and do-it-yourself automotive use. 2-way loading: 14 oz. cartridge or suction load. Includes 5-3/8" angled pipe and coupler. Develops up to 6,000 PSI. Delivers 1 oz./40 strokes.

30-200 Boxed. 5/master

30-449 Polybagged. 10/master

30-203



An improvement of the 30-200, this gun has a textured barrel and rubber handle grip for added ease of use. 2-way loading: 14 oz. cartridge or suction load. Includes 5-3/8" angled pipe and coupler. Added bleeder valve and locking plunger provide for easier priming. Develops up to 6,000 PSI. Delivers 1 oz./40 strokes.

30-203 Boxed. 5/master

30-802



PROFESSIONAL LEVER GREASE GUNS

A step up from standard lever grease guns. Lightweight aluminum barrel and rubber handle make for easier use. 3-way loading: 14 oz. cartridge, bulk or suction. Includes 5-3/8" angled pipe, coupler and 12" flex hose. Added bleeder valve and locking plunger for easier priming. Develops up to 7,000 PSI. Delivers 1 oz./40 strokes.

30-802 Boxed. 10/master

INDUSTRIAL LEVER GREASE GUNS

Made for the punishing day-in and day-out service required by industrial customers. Variable/short stroke for easy use in confined areas. Dual port head cap with bulk loader fitting for 3-way loading: 14 oz. cartridge, bulk or suction. 5-3/8" pipe and coupler. Plated lever with comfortable oversized grip. Develops up to 10,000 PSI. Delivers 1 oz./22 strokes.

30-465 Zinc plated barrel. Boxed. 5/master

30-475 Painted barrel. Boxed. 5/master

30-465



30-475



EXTREME DUTY LEVER GREASE GUNS

Ultimate® Grease Gun equipped with 10" grease pipe, HD coupler, longer lever, barrel and lever-comfort grips, air bleeder valve, bulk loader fitting, variable/ short stroke and 3-way loading: 14 oz. cartridge, bulk or suction. Develops up to 10,000 PSI. Delivers 1 oz./12 strokes. Built to take extreme punishment.

30-480 Boxed 5/master

30-480



The Dual Piston Grease Gun provides the best of both worlds. High pressure output needed for dirty, blocked fittings easily switches to high volume to get the job done faster. 3-way loading: 14 oz. cartridge, bulk or suction. Includes 5-3/8" angled pipe with HD coupler, and 18" flex hose with HD coupler. Dual purpose bulk loader/bleeder fitting makes priming easier. The lightweight aluminum barrel and rubber handle grip make for more comfortable use. Develops up to 10,000 PSI. Delivers 1 oz./12 strokes.

30-804 Boxed. 5/master

30-804



PISTOL GREASE GUNS



30-300

STANDARD PISTOL GREASE GUNS

Easy one handed operation. 2 way loading: 14 oz. cartridge or suction load. Head cap port for adding air bleeder or bulk loader fitting. Equipped with 5-1/2" grease pipe and coupler. Develops up to 6,000 PSI. Delivers 1 oz./40 strokes.

30-300 Boxed. 5/master

30-310 Includes 12" Flex Hose. Boxed. 3/master



30-310

A cut above the 30-300, this gun adds a textured barrel and rubberized grip for ease of use and comfort. 2-way loading: 14 oz. cartridge or suction load. The added bleeder valve and locking plunger provide for easier priming. Equipped with 5-1/2" grease pipe and coupler. Develops up to 6,000 PSI. Delivers 1 oz./40 strokes.

30-303 Boxed. 5/master



30-303

PROFESSIONAL PISTOL GREASE GUNS

Features variable stroke for use in tight places. 3-way loading: 14 oz. cartridge, bulk or suction. Includes 18" flex hose with coupler, vinyl handle grip, air bleeder, and bulk loader fitting. Develops up to 7,000 PSI. Delivers 1 oz./40 strokes.

30-416 Boxed. 5/master



30-416

CONTINUOUS FLOW AIR OPERATED PISTOL GREASE GUN

Continuously pumps grease while trigger is depressed. 2-way loading: 14 oz. cartridge or suction load. Includes 5-3/8" pipe and coupler. Develops up to 3,600 PSI. Delivers 5 oz. per minute.

30-114 Boxed. 10/master



BATTERY OPERATED GREASE GUN

12 VOLT BATTERY GREASE GUN KIT

12-Volt NiCad Battery Operated Grease Gun Kit. Includes storage case, 1 hour quick charger, 30" flex hose, heavy duty coupler, and bleeder valve. 2-way loading: 14 oz. cartridge or suction load. Develops up to 7,700 PSI, delivers 2 oz. of grease per minute (4-6 tubes of grease per charge).

30-601 Storage Case. 1/master

12V BATTERY REPLACEMENT

30-602 12V Battery replacement for 30-601. Boxed. 2/master

12V CHARGER REPLACEMENT

30-603 Charger replacement (not shown). Boxed. 1/master

BARREL/PLUNGER REPLACEMENT

30-613 Replacement Barrel/Plunger (not shown). Boxed. 1/master



MINI GREASE GUNS

ECONOMY MINI GREASE GUNS

A compact "tool box" size grease gun perfect for hard to reach jobs. Barrel takes 3 oz. grease cartridge. Includes 4" straight pipe and coupler. Develops up to 3,500 PSI. Delivers 0.5 oz./40 strokes.

30-132 With LubriMatic® Multi-Purpose Lithium Grease. Display Pack. Clamshell. 10/master

30-132-07 Gun Only.
Bulk. 20/box



30-132

GENERAL PURPOSE MINI GREASE GUNS

Small, versatile grease gun. Allows for front and top pipe placement. Pistol grip for easy one-handed use, and locking plunger for easy priming. Includes 4-1/2" straight pipe and coupler.

30-100 2-way loading: 3 oz. cartridge or suction load. Develops up to 3,500 PSI. Delivers 0.5 oz./40 strokes. Clamshell. Display pack. 4/master

30-193 2-way loading: 3 oz. cartridge or suction load. Develops up to 4,400 PSI. Delivers 0.5 oz./40 strokes. Bulk. 25/box

30-192 2-way loading: 3 oz. cartridge or suction load. Includes LubriMatic® Corrosion Control Trailer Wheel Bearing Grease. Develops up to 4,400 PSI. Delivers 0.5 oz./40 strokes. Clamshell. 10/master

30-190 2-way loading: 3 oz. cartridge or suction load. Includes LubriMatic® Multi-Purpose Lithium Grease. Develops up to 4,400 PSI. Delivers 0.5 oz./40 strokes. Clamshell. 10/master



30-100

30-193

30-192

30-190

HEAVY DUTY MINI GREASE GUN

This heavy duty mini grease gun offers more versatility than ever before by providing both a 4" grease pipe and a 12" flex hose with coupler. A coated handle and textured barrel provides a no-slip grip, and a locking plunger allows for easy priming. Develops up to 4,500 PSI. Delivers 0.5 oz./40 strokes.



30-800 Display Pack.
Clamshell. 10/master



SnapLock®

THREADLESS RELOAD™


QUICK RELEASE GREASE GUNS



SEE IT IN ACTION

The SnapLock® grease guns innovate the grease gun world with a patented "threadless" barrel and locking mechanism to secure the barrel in place. The aluminum barrels are lightweight to reduce fatigue during use. 3-way loading: 14 oz. cartridge, bulk or suction. An auto-bleeder valve and locking plunger make priming simple. Variable stroke for use in tight spaces. Best in class in the grease gun market.

Patent #
9,297,498 B1



30-806

LEVER GREASE GUN

Includes 5-1/2" angled pipe, 18" flex hose and heavy duty coupler. Develops up to 10,000 PSI with pressure release valve. Delivers 1 oz./27 strokes.

30-806 Boxed. 5/master

PISTOL GREASE GUN

Includes 5-1/2" straight pipe, 18" flex hose and heavy duty coupler. Develops up to 8,000 PSI. Delivers 1 oz./40 strokes.

30-807 Boxed. 5/master



30-807

Cross-contamination is the cause of 60–80% of bearing failures.
TO STOP CROSS-CONTAMINATION,
THE ANSWER IS
CLEAR.



30-730

ULTRAVIEW®

CLEAR TUBE, RIGHT LUBE®

CLEAR GREASE GUNS

BATTERY OPERATED GREASE GUN

2-way loading: 14 oz. cartridge or suction. Equipped with two 18-Volt NiCad batteries, 1 hour quick charger, 42" flex hose, coupler, carrying strap and storage case. Develops up to 7,500 PSI. Delivers 1 oz./40 strokes.

30-730 Storage Case. 1/master

LEVER GREASE GUN

3-way loading: 14 oz. cartridge, bulk or suction. Equipped with 5-1/2" pipe, 12" flex hose and coupler. Develops up to 10,000 PSI. Delivers 1 oz./27 strokes.

30-700 (Red), 30-701 (Green) Boxed. 5/master

PISTOL GREASE GUN

3-way loading: 14 oz. cartridge, bulk or suction. Equipped with 5-1/2" pipe, 12" flex hose and coupler. Develops up to 7,000 PSI. Delivers 1 oz./40 strokes.

30-720 (Red), 30-721 (Green) Boxed. 5/master

SUCTION GUN

Visually see inside to determine amount of dirt or impurities in system. 16 oz. capacity. 12" clear hose. 9-3/4" stroke.

30-740 (Red), 30-741 (Green) Boxed. 5/master

ULTRAVIEW® CLEAR TUBES

Fits 2.280-16 UNS non-standard threads.

- Alemite 500, 590, 525
- Lincoln 1132, 1133, 1134 (new models), 1142, 1145, 1147, 1148
- Zee Line 444, 610, 613, 619, 620, HD4, HD4A


Available in four colors for your grease gun.

30-750 (Red), 30-751 (Green), 30-753 (Black), 30-754 (Blue)
Boxed. 1/master

LUBE POINT POSITIVE ID SYSTEM (LPPID)

LPPID is a patent-pending color coordinating system that matches the Zerk fitting to the color of the UltraView® clear grease gun tube. 2 sizes available, 4 colors each (part numbers below). 25 per bag.

Fits 1/4" -28 grease fittings	30-760	30-761	30-763	30-764
Fits 1/8" NPT grease fittings	30-770	30-771	30-773	30-774



30-700



30-720



30-740



30-750 30-751 30-753 30-754

MISCELLANEOUS GREASE GUNS



JIFFY LUBER W/PUSH TYPE ADAPTER

Designed for quick grease jobs. Squeeze tubes (not included) fit into the zinc die-cast body for easy dispensing. Includes 2-11/16" pipe.

30-195 Carded. 10/master



HANDI-GRIP PISTOL LUBER®

All-purpose gun attaches to squeeze tubes of grease (not included). Includes spring-returned plated steel lever, zinc die-cast body, riveted plated steel link, 5-1/2" flex hose, and standard duty coupler.

30-197 Carded. 10/master

30-197-07 Bulk. 25/box



SUCTION GUN

Designed for draining and filling non-corrosive liquids. Barrel holds approximately one pint with 9" stroke. Features 12" plastic hose and durable corrosion-resistant finish.

30-118 Boxed. 10/master

GREASE GUN HOSES & PIPES



STANDARD DUTY FLEXIBLE GREASE HOSES

For use on hand operated grease guns only. 1/8" NPT male fittings on each end. Recommended working pressure is 4,000 PSI.

10-200 12" Length. Carded. 10/master

10-201 18" Length. Carded. 10/master



HEAVY DUTY FLEXIBLE GREASE HOSES

For use on hand operated grease guns only. Steel 1/8" NPT male fittings on each end. Recommended working pressure is 5,000 PSI.

10-212 12" Length. Carded. 10/master

10-214 12" Length. Bulk. 10/box

10-218 18" Length. Bulk. 10/box

10-219 18" Length. Carded. 5/master

30-111-07 6" Length. Bulk. 200/box



FLEXIBLE GREASE HOSES FOR AIR OPERATED EQUIPMENT

Heavy duty, nylon braided, high quality thermoplastic grease hose with bend restrictor for air operated systems, 1/8" NPT male fittings on each end. Recommended working pressure is 6,000 PSI.

10-512 12" Length. Carded. 5/master

10-514 18" Length. Carded. 10/master

10-536 36" Length. Carded. 12/master



5-3/8" CURVED GREASE PIPE

Standard length pipe with 1/8" pipe thread on each end. 30° angle. Recommend working pressure is 8,000 PSI.

05-061 Carded. 10/master

COUPLERS

QUICK CONNECT LOCKING COUPLER



The quick connect coupler easily attaches and disconnects from fittings with one simple motion. The coupler conveniently swivels 360° for access to any fitting location. Solid steel construction allows the coupler to build up to 8,000 PSI and still disconnect with ease. 1/8" NPT.

05-026
Carded. 5/master



STANDARD DUTY COUPLER

Standard jaw-type coupler feature spring-loaded ball check valve. Fits 1/8" NPT threads. For hand operated lube equipment only. Recommended working pressure is 4,500 PSI.

05-031 Carded. 10/master
05-031-2 2 Pack. Carded 10/master
05-031-6 6 Pack. Carded. 10/master
05-028 Bulk. 10/box
05-030 Bulk. 100/box



HEAVY DUTY COUPLER

All steel construction for increased pressures. For hand operated grease guns only. Recommended working pressure is 6,000 PSI. Fits 1/8" NPT threads.

05-035 Carded. 10/master
05-034 Bulk. 10/box



EXTREME DUTY COUPLER

Designed for use with air powered equipment as well as hand guns. Heavy duty construction withstands higher pressures. Recommended working pressure is 8,000 PSI. Fits 1/8" NPT threads.

05-036 Carded. 10/master
05-038 Bulk. 25/box



90° GREASE COUPLER ADAPTER

For hard-to-reach grease fittings on cars, trucks and other equipment. Ideal for lubrication of front wheel drive vehicles. Complete with both small and large sleeves to fit all standard couplers. For hand operated grease guns only. Recommended working pressure is 4,500 PSI.

05-059 Carded. 10/master



RIGHT ANGLE COUPLER

Designed for hard-to-reach grease fittings, this 90° coupler with hex head greases fittings in confined spaces. 1/8" NPT female inlet. Recommended working pressure is 1,000 PSI.

05-058 Carded. 10/master



180° SWIVEL COUPLER

Designed to lock at any angle up to 180°. Spring-loaded sleeve locks coupler in place for straight applications or slides back for angular application. Has an 8" overall length and corrosion-resistant finish. For hand operated grease guns only. 1/8" NPT male inlet. Recommended working pressure is 3,000 PSI.

05-050 Carded. 10/master



360° SWIVEL COUPLER

Swivels in a full 360° circle and locks in place. 45° angle gives easy access to most grease fittings. Comes with standard grease coupler and 1/8" NPT female inlet for extension pipe. For hand operated grease guns only. Recommended working pressure is 4,500 PSI.

05-057 Carded. 5/master



360° HEAVY DUTY SWIVEL COUPLER

For use with air operated equipment. Swivels in full 360° circle and locks in place. 45° angle gives easy access to most grease fittings. 1/8" NPT female inlet. Recommend working pressure is 6,500 PSI.

05-052 Carded. 5/master



BUTTON HEAD FITTING COUPLER

Specially designed for button head grease fittings. 1/8" NPT female inlet. Zinc-plated steel.

05-048 Carded. 5/master
For 5/8" button head fittings
05-049 Carded. 5/master
For 7/8" button head fittings

GREASE GUN ACCESSORY KITS

Commonly needed accessories all in one reusable case. Kit includes 6" flexible whip hose, standard grease coupler, bleeder valve, rubber seal-off dispenser, grease injector needle, needle nose dispenser and grease coupler cap.

7 PIECE ACCESSORY KIT

05-060 Reusable box. Display Pack. 6/master

INCLUDES

- 6" Flex Hose
- Seal-Off Dispenser
- Grease Gun Coupler
- Air Bleeder Valve
- Needle Nose Dispenser
- Injector Needle
- Grease Gun Coupler Cap



27 PIECE ACCESSORY KIT

05-065 Includes 20 assorted fittings. Reusable Box. Display Pack. 6/master

INCLUDES

- 6" Flex Hose
- Seal-Off Dispenser
- Grease Gun Coupler
- Air Bleeder Valve
- Needle Nose Dispenser
- Injector Needle
- Grease Gun Coupler Cap
- 20 Assorted Grease Fittings (1/4" x 28, 1/8 NPT and 6 mm)

GREASE GUN ACCESSORIES

GREASE GUN HOLDER

Designed for wall mounting with 2 screws (not included). Center latch locks. Corrosion-resistant finish.

70-901 Carded. 5/master

70-902 Bulk. 25/box



GREASE GUN BRACKET

High tension spring and durable steel plate hold grease guns securely in place. Corrosion resistant finish.

70-904 Bulk. 2/box

GREASE GUN ACCESSORIES



GREASE INJECTOR NEEDLE

Lubricates in very tight places such as universal joints and sealed bearings. Tempered steel 18 gauge x 1-1/2" long needle. Equipped with standard grease fitting and protective plastic cover. For hand operated grease guns only.

05-037 Carded. 10/master



SEAL-OFF DISPENSER

Use for lubricating cars with grease plugs. Oil and grease resistant rubber tip. 1/8" NPT female inlet. For hand operated grease guns only.

05-041 Carded. 10/master



NEEDLE TIP ADAPTER

For chain saws, universal joints, bicycles, etc. For hand operated grease guns only.

05-042 Carded. 10/master



PUSH TYPE ADAPTER

For hard to reach fittings on cars, trucks, and other equipment. Equipped with a slide on locking sleeve, it quickly connects to any standard coupler. Simple push engagement with fittings makes for quick use.

05-021 Carded. 10/master



1/2" NEEDLE NOSE DISPENSER

Dispenses a fine line of grease. .55" needle length. .046" tip diameter and .20" body diameter. For hand operated grease guns only. 1/8" NPT female.

05-045 Carded. 10/master



BEARING PACKERS

For use with either hand operated or power lube equipment. Threaded center post for positive locking of wheel bearing.

70-025 Steel. 1/2" to 5" OD, 2" height bearings. Carded. 5/master

70-026 Plastic. 1/2" to 4-1/4" OD, 2" height bearings. Carded. 3/master

GREASE GUN ACCESSORIES



1.5" NEEDLE NOSE DISPENSER

Hardened steel tip and 1-1/2" length dispenses a fine line of grease. Ideal for hard-to-reach jobs. .046" tip diameter and .16" body diameter. For hand operated grease guns only. 1/8" NPT female.

05-019 Carded. 10/master



4" NEEDLE NOSE ADAPTER

Perfect for use on trucks, vans and RVs. For converting jaw-type lube couplers to steel needle points. Dispenses fine line of grease. Includes both small and large sleeves to fit all standard couplers. Overall length 7-1/8", tip diameter .046", body diameter .250" For hand operated grease guns only.

05-025 Carded. 10/master



AIR BLEEDER VALVE

Quickly vents air pockets in grease guns. Zinc-plated, easy to use. 1/8" NPT male fitting.

05-039 Carded. 10/master



GREASE GUN LOADER FITTINGS

Use in grease gun heads for bulk loading. Zinc-plated. 1/8" NPT male fitting.

05-047 Carded. 10/master

GREASE FITTING TOOLS



LARGE 4-WAY GREASE FITTING TOOL

Designed for 1/8" NPT fittings. Tap repairs 1/8" NPT threads. Wrench removes 7/16" and 3/8" hex fittings and plugs. Wrench installs new fittings. 1/8" NPT "easy-out" removes broken fittings.

11-904 Carded. 5/master

11-902 Bulk. 25/box



SMALL 4-WAY GREASE FITTING TOOL

Designed for 1/4"-28 and 6mm fittings. Tap repairs 1/4"-28 threads. Wrench removes 5/16" and 3/8" hex fittings and plugs. Wrench installs new fittings. 1/4"-28 "easy-out" removes broken fittings.

11-903 Carded. 10/master



STRAIGHT DRIVE GREASE FITTING TOOL

For straight drive-in fittings; 4-1/2" long, 11/16" diameter.

11-912 Carded. 5/master



IMPACT FITTING CLEANER

Simple to use cleaner for dirty, blocked grease fittings. Includes 6" flexible hose for hard to reach fittings.

11-917 Storage Case. 3/master

GREASE FITTINGS



STANDARD GREASE FITTING ASSORTMENT – 8 PIECE

1/4"-28 standard fittings on blister card. Includes 4 straight, 2 at 45° angle and 2 at 90° angle.

11-955 Carded. 10/master



METRIC GREASE FITTING ASSORTMENT – 8 PIECE

6mm x 1 metric fittings on blister card. Includes 4 straight, 2 at 45° angle and 2 at 90° angle

11-957 Carded. 10/master



STANDARD GREASE FITTING ASSORTMENT – 25 PIECE

1/4"-28 grease fittings packed in a transparent box. Includes 10 short, straight, 6 short at 45° angle, 4 long at 45° angle, and 5 short at 90° angle.

11-962 Boxed. 10/master



METRIC GREASE FITTING ASSORTMENT – 25 PIECE

6mm x 1 metric grease fittings packed in a transparent box. Includes 10 short, straight, 8 short at 45° angle, and 7 short at 90° angle.

11-963 Boxed. 10/master

GREASE FITTINGS



STANDARD GREASE FITTING ASSORTMENT – 50 PIECE

1/4"-28 grease fittings packed in transparent box. Includes 25 short straight, 5 long straight. 10 at 45° angle and 10 at 90° angle.

11-951 Boxed. 10/master



PIPE THREAD GREASE FITTING ASSORTMENT – 50 PIECE

1/8" NPT grease fittings, packed in transparent box. Includes 30 straight, 10 at 45° angle and 10 at 90° angle.

11-954 Boxed. 10/master



DELUXE GREASE FITTING ASSORTMENT – 100 PIECE

1/8" NPT and 1/4"-28 grease fittings packed in transparent box. 1/8" NPT fittings include 30 straight, 2 at 30° angle, 5 at 45° angle, 5 at 65° angle and 3 at 90° angle. 1/4"-28 fittings include 40 straight, 10 at 45° angle and 5 at 90° angle.

11-953 Boxed. 1/master

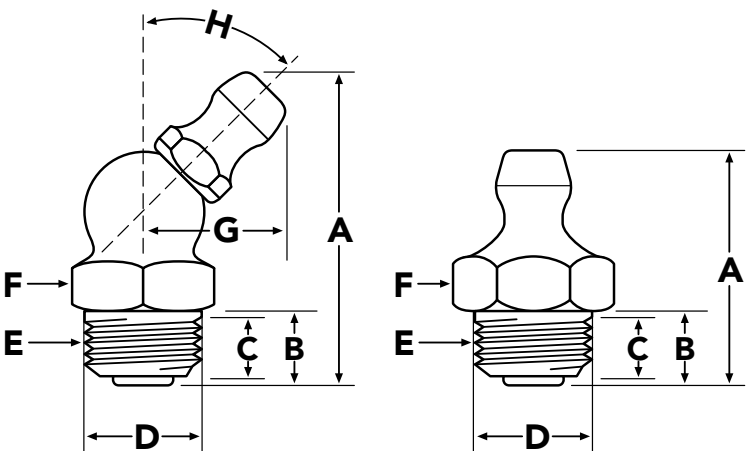


100 PIECE METRIC GREASE FITTING KIT

6mm, 8mm, and 10mm grease fittings packed in transparent box. 6mm fittings include 40 straight, 6 at 45° angle, and 6 at 90° angle. 8mm fittings include 12 straight, 6 at 45° angle, and 6 at 90° angle. 10mm fittings include 12 straight, 6 at 45° angle, and 6 at 90° angle.

11-956 Boxed. 10/master

SIZES & SPECIFICATIONS



5 PACK	10 PACK	BOX 50	BOX 100	BOX 1000	DESCRIPTION	A	B	C	D	E	F	G	H
SAE FITTINGS													
-	11-151	-	11-150	-	1/8" NPT STRAIGHT, SHORT	21/32	9/32	3/16	13/32	1/8 NPT	7/16	-	-
11-159	-	-	11-218	-	1/8" NPT 45° ANGLE	55/64	19/64	7/32	13/32	1/8 NPT	7/16	29/64	45°
11-167	-	11-166	-	-	1/8" NPT 90° ANGLE	27/32	19/64	7/32	13/32	1/8 NPT	7/16	1/2	90°
11-201	-	-	11-226	-	1/4" NPT STRAIGHT	7/8	27/64	5/16	17/32	1/4 NPT	9/16	-	-
-	11-101	-	11-100	11-103	1/4"-28 STRAIGHT, SHORT	35/64	3/16	7/64	1/4	1/4-28 SAE-LT	5/16	-	-
-	11-105	-	11-104	-	1/4"-28 45° ANGLE	13/16	13/64	9/64	1/4	1/4-28 SAE-LT	3/8	13/32	45°
-	11-113	11-112	-	-	1/4"-28 90° ANGLE	3/4	13/64	5/32	1/4	1/4-28 SAE-LT	3/8	1/2	90°
METRIC FITTINGS													
11-301	-	-	-	-	6 MM – 1.0 METRIC STRAIGHT	39/64	15/64	5/32	15/64	6 MM-1P	7 MM	-	-
11-305	-	-	-	-	6 MM – 1.0 METRIC 90° ANGLE	47/64	13/64	5/32	15/64	6 MM-1P	9 MM	1/2	90°
11-311	-	-	-	-	8 MM – 1.0 METRIC STRAIGHT	21/32	15/64	5/32	5/16	8 MM-1P	9 MM	-	-
11-313	-	-	-	-	8 MM – 1.0 METRIC 45° ANGLE	59/64	13/64	5/32	5/16	8 MM-1P	9 MM	13/32	45°
11-315F	-	-	-	-	8 MM – 1.0 METRIC 90° ANGLE	23/32	13/64	5/32	5/16	8 MM-1P	9 MM	1/2	90°
11-321	-	-	-	-	10 MM – 1.0 METRIC STRAIGHT	21/32	15/64	5/32	25/64	10 MM-1P	11 MM	-	-
THREAD FORMING FITTINGS													
-	-	-	-	11-432	1/4"-28 SPECIAL TAPER DRIVE	17/32	13/64	1/8	1/4	1/4-28	5/16	-	-
DRIVE FITTINGS													
-	11-447	-	-	11-448	1/4" STRAIGHT DRIVE	35/64	1/4	-	1/4	-	11/32	-	-
-	11-438	-	-	-	3/16" STRAIGHT DRIVE	17/32	1/4	-	3/16	-	5/16	-	-
-	11-453	-	-	-	5/16" STRAIGHT DRIVE	35/64	1/4	-	5/16	-	3/8	-	-

PUMPS & SIPHONS

BOTTLE PUMPS & ADAPTER FITTING

55-001



4cc pump for adding oil and other fluids to small engines and marine lower units. Flexible hose for hard-to-reach fill plugs. Intended for quart sized bottles.

55-001 Clamshell. 12/master

55-005 3/8"-16 swivel metal marine filler fitting. Clamshell. 6/master

55-007 3/8"-16 plastic marine filler fitting. Clamshell. 12/master

55-012 (not shown) Fitting only. Tohatsu, Nissan and Honda (2-50 hp) lower units. 8 mm x 1.25" thread. Carded. 5/master

55-005



55-007



SIPHON HOSE

Multi-purpose all rubber siphon hose. 6' length. Rubber bulb makes it easy to start flow of liquid. Ideal for home, garden, boat, shop or garage. Transfers, drains or pumps all types of liquid including gasoline.

75-847 Bagged. 10/master



75-847

FLUID LUBRICANT PUMPS



55-440

55-441

LEVER ACTION DISPENSER

For transfer of transmission, differential and heavier fluids. Self priming. Delivers 3 oz. per stroke. Complete with 4 ft. oil-resistant hose and drum pail cover. Fits open head pails/drums.

55-440 For 5 gallon/35 lb. pail. Boxed. 1/master

55-441 For 16 gallon/120 lb. pail. Boxed. 1/master



MARINE LOWER UNIT PAIL PUMP

For bulk filling of marine lower units and stern drives. Delivers 3 oz. per stroke. Complete with threaded fitting for domestic standard lower units. Fill adapter for other engines available (see 55-012, page 26). Fits 5 gallon/35 lb. pail.

55-011 Boxed. 1/master



BEARING PACKER GREASE PUMP

Hand operated, portable bearing packer. Ideal for packing several bearings in a short amount of time. For all car, boat, trailer and RV bearings having a minimum ID of 1/2" to a maximum OD of 5". Height of 1/4" to 2". Rugged steel construction. Fits 35-50 lb./5 gallon plastic pails. Includes follower plate.

55-107 Boxed. 1/master



GREASE GUN FILLER PUMP

Includes filler adapter for LubriMatic® bulk loader fittings. Equipped with follower plate, pail cover and filler adapter cap to prevent grease contamination. Fits 35-50 lb./5 gallon pails.

55-117 Boxed. 1/master

TRANSFER PUMPS



MULTI-PURPOSE TRANSFER PUMP

The multi-use fluid transfer pump is a versatile pump for liquid transfer and air inflation. Ideal for siphoning gas or changing oil. May also double as an inflator for sports balls, air mattresses, and small tires. Pump includes two 50" liquid transfer hoses, 16" air hose, and the necessary nozzles and accessories.

75-846 Clamshell. 6/master



HAND TRANSFER PUMP

Ideal for transfer from one container to another, also for draining oils and other fluids. Hand operated, self-priming. Great for farm, home, automotive and factory use. Heavy duty steel construction. 8 ft. tubes (.50" ID x .63" OD) for suction and discharge of fluids up to 90 wt. Double check valve. Approximately 1 gallon per 8 strokes.

30-108 Boxed. 6/master

ROTARY BARREL PUMPS



STANDARD ROTARY BARREL PUMP

For transferring non-corrosive petroleum-based fluids of light to medium viscosity. For industrial, commercial, automotive and agricultural applications. Single direction 2-vane pump with rugged cast iron housing and 42" steel suction pipe. Spout OD 1-1/16".

55-303 Boxed. 1/master

PULL-UP BARREL PUMPS

STEEL BARREL PUMP

55-017 Fits 30-55 gallon drums. Boxed. 1/master



NYLON BARREL PUMP

55-019 Fits 30-55 gallon drums. Boxed. 10/master



5-GALLON PAIL PUMP

55-141 Boxed. 3/master



LEVER OPERATED BARREL PUMPS

55-123



55-124
55-125



HEAVY DUTY BARREL PUMP

2-piece telescoping suction tube fits 30–55 gallon drums. Dispenses approximately 10 oz. per stroke. Standard bung adapter, all steel foot valve and piston valve. Spout OD 3/4". Standard garden hose thread discharge spout.

55-123 Boxed. 1/master

PROFESSIONAL BARREL PUMP

Lever style barrel pump with non-drip sprout. Equipped with brass rings and floating piston design. Self-adjusting telescopic suction tube. Designed to pump all lubrication-based fluids, antifreeze, agricultural and industrial non-corrosive fluids. Dispenses approximately 12 oz. per stroke. Fits 30–55 gallon drum.

55-124 With standard lever handle. Boxed. 1/master

55-125 With multi-directional handle. Boxed. 1/master

PLASTIC BARREL PUMPS



ROTARY BARREL PUMP

Fits 5–55 gallon drums. Heavy duty chemical resistant construction and seals enable this pump to be used with DEF, fuel, water base and acidic solutions. Delivers 6 gallons per 100 revolutions. Spout OD 1-1/16".

55-155 Boxed. 4/master

LEVER BARREL PUMP

Fits 5–55 gallon drums. Heavy duty chemical resistant construction and seal enable these pumps to be used with DEF fuel, water base and acidic solutions. Self-adjusting telescopic suction tube. Delivers 9 oz. per stroke. Spout OD 7/8".

55-156 Boxed. 4/master




PUMP APPLICATION CHART

ITEM NO.	TYPE	MATERIAL TO BE PUMPED	MATERIAL NOT TO BE PUMPED
30-108	HAND HELD TRANSFER PUMP STYLE STEEL CONSTRUCTION & VINYL HOSE	OIL-BASED FLUIDS	WATER-BASED FLUIDS, SOLVENTS, WEAK ACIDS, ANTIFREEZE, GASOLINE*/ DIESEL FUEL
55-001 55-005 55-007 55-012	BOTTLE, PUSH PUMP STYLE	OIL-BASED FLUIDS	GASOLINE, DIESEL, ACIDS OR BASES
55-017	ROD STYLE STEEL PISTON / VALVES NO RUBBER PACKING OR SLEEVES	OIL-BASED FLUIDS	WATER-BASED FLUIDS, WEAK ACIDS, ANTIFREEZE, GASOLINE*/ DIESEL FUEL
55-019	ROD STYLE STAINLESS STEEL PISTON	ACETATES, AMMONIA, BENZENE, KETONES, LACQUERS, LACQUER SOLVENTS, DEF, METHANOL, TOLUENE AND THINNERS, GASOLINE. DIESEL, AND SOME ACIDS	BLEACH, CITRIC ACID, CHLORINE, SODIUM CHLORIDE, HYDROCHLORIC ACID. SEE CHEMICAL COMPATIBILITY CHART
55-123 55-124 55-125	LEVER STYLE STEEL PISTON/BRASS RINGS	OIL-BASED FLUIDS ANTIFREEZE WINDSHIELD WASHER FLUID	WATER-BASED FLUIDS, SOLVENTS, WEAK ACIDS, GASOLINE*/ DIESEL FUEL
55-155	ROTARY BARREL STYLE CHEMICALLY RESISTANT MATERIALS	ACIDS, ALKALINES, GASOLINE, D.E.F., DIESEL, MACHINE OIL, WATER, ALCOHOL, THINNERS AND PETROLEUM-BASED PRODUCTS	
55-156	LEVER BARREL STYLE CHEMICALLY RESISTANT MATERIALS	WATER, ALCOHOL, GASOLINE, D.E.F, DIESEL, KEROSENE & PETROLEUM-BASED PRODUCTS, WATER, WATER-BASED CHEMICALS, ALCOHOL, KEROSENE, GASOLINE, DIESEL, PETROLEUM-BASED PRODUCTS, MILD ACID AND MILD ALKALI SOLUTIONS	
55-200	DIAPHRAGM STYLE PUSH/PULL LEVER	OIL-BASED FLUIDS, LIKE HEATING OIL AND OTHER PETROLEUM PRODUCTS GASOLINE*/DIESEL FUEL	WATER-BASED FLUIDS, SOLVENTS, WEAK ACIDS
55-303	ROTARY STYLE, CAST IRON	OIL-BASED FLUIDS	WATER-BASED FLUIDS, SOLVENTS, WEAK ACIDS, ANTIFREEZE, GASOLINE, OR DIESEL
75-846	ROD STYLE	WATER-BASED FLUIDS, OIL-BASED FLUIDS, AND GASOLINE	

HELPFUL HINTS



WATER-BASED materials attack **unplated steel** (rust).



SOLVENTS attack **lubricated parts** (break down lubricants), and also attack **rubber parts** (dissolve rubber).



ACIDS attack **nickel plating** and **unplated steel** (corrosion).



POLYPROPYLENE AND NYLON are **resistant** to some chemicals (see chart).

OILERS / ADHESIVE GUNS

PISTOL OILERS

Drawn steel bodies. Rugged epoxy finish resists rust.

- 6 oz. size available with or without base holder.
- Rigid spouts have .15" diameter ledge-cone machined tips to lift oil filler dust caps.



50-509CC Case-cut box. 6 oz. capacity with 6" rigid spout. Labeled. 10/master



50-515 6 oz. capacity with base holder and 6" rigid spout. Labeled. 10/master



50-516 6 oz. capacity with base holder and 6" flex spout. Labeled. 10/master



50-573 1 pint capacity with 6" flex spout. Boxed. 1/master



50-583 1 quart capacity with 6" rigid spout. Boxed. 1/master



50-595 8 oz. capacity with 6" flex spout. Boxed. 6/master

HANDLED OILER



Heavy duty, drawn steel bodies. Durable, epoxy finish bodies resist rust.

- Zinc-plated, detachable flex sprout with 1/2"-20 thread base.
- Detachable tip threaded 10-32 with closure cap.

50-337 1 pint capacity with 9" flex spout. Boxed. 5/master

50-347 1 quart capacity with 9" flex spout (not shown). Boxed. 24/master

PLASTIC OILERS



50-590 6 oz. capacity with 4-1/2" spout. Labeled. 6/master



50-592 6 oz. capacity with 7-1/2" flex spout. Labeled. 6/master

ADHESIVE GUNS

Feature zinc die-cast caps, 4" zinc-plated spouts and heavy duty triggers. Spout tips have 12-32 threads. Spout bases have 3/8"-24 threads. Brush tip available. Durable epoxy finish bodies. Pump most non-corrosive fluids which will seek their own level. Not recommended for water-based adhesives. Tip I.D.055".



30-955 1 pint with 4" spout. Boxed. 1/master

30-956 Replacement spout for 30-955 (not shown). Bulk. 100/master

99-619 Brush tip for adhesive guns (not shown). Bagged. 1/master



30-960 1 pint with long adapter. Boxed. 1/master



30-962 6-3/4" pump and adapter. Boxed. 1/master

FILTER WRENCHES

STANDARD FILTER WRENCHES



ECONOMY STANDARD FILTER WRENCHES

Standard fixed handle with vinyl grip.

70-535 Small. Fits 2-9/16" to 3-1/8" (65–79 mm). Carded. 6/master

70-536 Medium. Fits 3-1/2" to 3-7/8" (89–98 mm). Carded. 6/master



ECONOMY ADJUSTABLE FILTER WRENCH

4-way adjustable band fits a wide range of sizes. Wide band prevents crushed filters.

70-805 2-3/4" to 4" (70–102 mm). Carded. 10/master



PRO-TUFF® STANDARD FILTER WRENCH

70-605 Medium. Fits 3-1/2" to 3-7/8" (89–98 mm). Carded. 10/master

70-607 Large. Fits 4-1/8" to 4-1/2" (105–114 mm). Carded. 5/master

70-609 Truck. Fits 4-3/4" to 5-1/8" (120–130 mm). Carded. 5/master

70-611 Tractor. Fits 5-3/8" to 5-3/4" (136–146 mm). Carded. 5/master

SWIVEL FILTER WRENCHES



ECONOMY SWIVEL FILTER WRENCHES

For hard-to-reach jobs. Feature a swivel handle with vinyl grip to easily clear obstructions.

70-537 Medium. Fits 3-1/2" to 3-7/8" (89–98 mm). Carded. 6/master

70-538 Small. Fits 2-9/16" to 3-1/8" (65–79 mm). Carded. 6/master

70-539 Compact. Fit 2-1/4" to 2-1/2" (57–63 mm). Carded. 6/master



PRO-TUFF® SWIVEL FILTER WRENCHES

Extra heavy duty construction with studded steel band. Feature a lock nut for setting angles and tightening handle and a tough non-slip grip. These wrenches with their swivel handle design make removing hard-to-reach filters easy. 1" band.

70-621 Compact. Fits 2-1/4" - 2-9/16" (57–65 mm). Carded. 10/master

70-623 Small. Fits 2-13/16" to 3-5/32" (71–80 mm). Carded. 10/master

70-625 Medium. Fits 3-1/2" to 3-7/8" (89–98 mm). Carded. 10/master

70-627 Large. Fits 4-1/8" to 4-1/2" (105–114 mm). Carded. 5/master

BAND FILTER WRENCHES



PRO-TUFF® 3/8\"/>

Low profile design for easy access to hard to reach filters. Heavy duty hardened link and 1\"/>

70-635 Fits 2-13/16\"/>



2\"/>

70-761 Fits 4-1/8\"/>

70-763 Fits 4-21/32\"/>

70-765 Fits 5-5/32\"/>

CAP FILTER WRENCHES

70-786 15 flutes. 3-21/32\"/>

70-787 15 Flutes. 2-29/32\"/>

70-790 14 flutes. 2-35/64\"/>

70-792 14 flutes. 2-7/8\"/>



MISCELLANEOUS FILTER WRENCHES



PLIERS-STYLE FILTER WRENCH

Comfortable vinyl grips and black oxide finish. Special slip-joint handle. 20° jaw angle and slim pliers design gets into areas other wrenches can't.

70-746 Fits 2-1/2\"/>

Special locking handle and non-slip grip ensure maximum hold.

70-748 Fits 2-1/8\"/>



NYLON STRAP FILTER WRENCH

70-719 Sturdy, non-slip nylon belt with 1/2\"/>



2-PIECE STRAP WRENCH SET

70-720 Multi-purpose strap wrenches with adjustable, durable rubber strap. Fits almost any object.

Regular: 3/8\"/>

Carded. 3/master



BI-DIRECTIONAL FILTER WRENCHES

2-way filter wrench removes and installs oil filters. Fits most domestic and imported cars and trucks. Designed to fit where standard wrenches can't. Use with 3/8\"/>

70-715 Small. 2-13/16\"/>

70-717 Large. 3-3/8\"/>

FUNNELS

GALVANIZED STEEL FUNNELS

Heavy duty steel funnels. Capacity indicates what the funnels will hold when the outlet is blocked.



75-001 1 quart capacity, 7" total height, 6" diameter, 3/4" OD tip. Labeled. 12/master

75-002 Offset, 5 quart capacity, 11" total height, 10" diameter, 1-1/4" OD tip with screen. Labeled. 6/master

75-003 2 quart capacity, 8" total height, 8" diameter, 3/4" OD tip. Labeled. 6/master



75-004 Tractor, 8 quart capacity, 12" total height, 9-1/2" diameter, 1" OD tip with screen. Labeled. 6/master



75-008 Lock-on tractor, 8 quart capacity, 11-1/2" total height, 10" diameter, 1-1/4" OD tip with screen and tabs. Labeled. 6/master



75-017 7 pint capacity, 8-3/4" total height, 9-3/4" diameter, 7/8" OD tip. Labeled. 12/master

GALVANIZED STEEL UTILITY FUNNELS

Lightweight, general purpose steel funnels. Capacity indicates what the funnel will hold when the outlet is blocked.



75-009 10 oz. capacity, 5-1/2" total height, 4-1/2" diameter, 1/2" OD tip. Labeled. 12/master

75-010 24 oz. capacity, 6-1/2" total height, 5-3/4" diameter, 1/2" OD tip. Labeled. 12/master

75-011 32 oz. capacity, 7-1/2" total height, 6-1/2" diameter, 5/8" OD tip. Labeled. 12/master

75-012 56 oz. capacity, 9" total height, 8" diameter, 5/8" OD tip. Labeled. 12/master

FUNNEL FILLERS

TRANSMISSION FUNNELS

Rugged epoxy finish. Offset design, 2 quart capacity. 7" diameter. Includes fine mesh strainer screen.



75-005 With 2" length (1" OD) rigid tip. Labeled. 5/master



75-006 With 17" flexible metal extension and 5/8" OD tapered tip to fit transmission tubes, etc. 28" overall length. Labeled. 5/master



UTILITY FUNNEL

Ideal for transmission fluid. Galvanized steel. Includes screen and 12" flexible extension with taper tip. Tip 5/8" OD.

75-007 1 quart capacity, 5-3/4" diameter, 17-1/2" overall length. Labeled. 10/master



UTILITY FUNNEL

Complete with a 13" flexible neoprene hose. 1/2" OD tip.

75-101 1/2 pint capacity, 4-1/2" diameter, 17" overall length. Labeled. 10/master

PLASTIC FUNNELS

ECONOMY PLASTIC FUNNELS

Durable, oil and gasoline resistant plastic. Safe for all petroleum products, complete with handy storage hanging tabs. Capacity indicates what the funnel will hold when the outlet is blocked.



75-060 8 oz. capacity, 5" total height, 4-1/2" diameter, 1/2" OD tip. Labeled. 20/master



75-062 16 oz capacity, 5-1/2" total height, 6" diameter, 7/8" OD tip. Labeled. 24/master



75-064 48 oz. capacity, 7" total height, 8" diameter, 3/4" OD tip. Labeled. 24/master



LONG NECK PLASTIC FUNNEL

All-purpose utility funnel. Extra long neck to reach out-of-the-way spots.

75-068 2 quart capacity, 18" overall length, 5" diameter, 5/8" OD tip. Labeled. 12/master

PLASTIC FUNNELS

POLYETHYLENE PLASTIC FUNNELS

Rugged, corrosion-resistant, all-purpose funnels. Complete with fine mesh straining screen and handy hanging tab. Capacity indicates what the funnel will hold when the outlet is blocked.



75-069 1 pint capacity, 5.1" total height, 5.5" diameter, 1" OD tip. Labeled. 10/master



75-070 2 quart capacity, 9" total height, 7" diameter, 1" OD tip. Labeled. 10/master



75-072 6 quart capacity, 11" total height, 9" diameter, 1-1/2" OD tip. Labeled. 5/master



2-PIECE FUNNEL WITH FLEXIBLE SPOUT

A multi-purpose 2-piece funnel with 12" detachable flexible spout. The funnel includes an easy-grip handle.

75-074 15" overall length, 6" diameter with 3/4" OD tip. Labeled. 12/master

60-200 Spout only. 2 thread sizes to fit most containers. Labeled. Bulk. 10/box



3-PIECE FUNNEL SET

75-075 Includes 1/2 pint, 1 pint, 2 pint plastic funnels. Labeled. 12/master

MEASURERS / FILLERS

GALVANIZED MEASURERS

Deluxe measurers with spill-resistant tops. Flexible spouts for ease of pouring. Rolled edge, easy-grip handles. Calibrated fill line. 1/2" OD tip.



75-441 1 quart capacity, 6-1/2" overall height. Labeled. 6/master



75-442 2 quart capacity, 9-1/2" overall height. Labeled. 6/master



75-444 4 quart capacity, 11" overall height. Labeled. 6/master

PLASTIC MEASURES

Marked in quarts and liters. Easy-grip handle. Rigid spout is angled for ease of pouring.



75-452 2 quart capacity, 1" OD spout. Labeled. 10/master



75-454 4 quart capacity, 1" OD spout. Labeled. 10/master



75-456 6 quart capacity, 1-1/4" OD spout. Labeled. 10/master

PAINTED MEASURES

With flexible spouts. Designed for one-hand operation. Thumb operated valve controls flow; flip action locks valve open. 14" flexible metal spout with tapered 1/2" OD tip swings into the necessary angle for hard-to-reach jobs. Recessed bottoms drain fully and guard against puncture. Rolled edge top helps prevent oil spillage.



75-662 2 quart capacity, 8" overall height. Labeled. Boxed. 1/master



75-664 4 quart capacity, 9-1/2" overall height. Labeled. Boxed. 1/master



75-665 5 quart capacity, 9-1/2" overall height. Labeled. Boxed. 1/master



75-668 8 quart capacity, 11-1/2" overall height. Labeled. Boxed. 1/master

RADIATOR / BATTERY FILLERS



RADIATOR FILLER

75-025 3 gallon capacity. Impervious to oil, gasoline and antifreeze. Labeled. 4/master



AUTOMATIC BATTERY FILLER

75-030 2 quart capacity. Shuts off automatically when battery cell is at proper level. Labeled. 10/master



BATTERY FILLER

75-033 6 ounce capacity. Ideal for all fluids including battery acid. Bagged. 10/master

99-038 Spout tip replacement. Bulk. 25/box

GALVANIZED CONTAINERS



RADIATOR DRAIN PAN

Heavy duty galvanized steel. Pouring with anti-splash baffle prevents spilling. Rolled smooth edge and ribbed bottom for heavy duty strength. Includes handles.

75-750 8 gallon capacity, 19" diameter x 7.25" high. Labeled. 2/master



UTILITY DRAIN PAN

Seamless, full drawn galvanized steel. Rolled rim and ribbed bottom for extra strength.

75-751 3-1/2 gallon capacity, 16" diameter x 4" high. Labeled. 12/master



DRIP PAN

Rugged galvanized sheet metal construction. Rust-resistant. Protects driveways, garage or automotive show room floors from fluid drippings. Rolled edges for extra strength.

75-755 17-1/2" x 25-3/4" x 1" high. Labeled. 10/master



WATER PAIL

Made of rust-resistant galvanized sheet metal.

75-825 12 quart capacity, 11" diameter x 9-1/2" high. Labeled. 6/master

PLASTIC CONTAINERS



20 GALLON TIRE AND TUBE TEST TANK

Rugged high density polyethylene plastic construction. Large enough to handle passenger car and light duty truck tires. Lip doubles as a splash guard and easy carrying handle. Tire punctures are easy to spot against black plastic tank.

75-754 31" x 12" x 12" size. Labeled. 1/master



SMALL PLASTIC DRAIN PAN

With pouring lip. Will not rust, dent or scratch, easy cleaning.

75-760 6 quart capacity, 12" diameter x 4" high. Labeled. 10/master



LARGE PLASTIC DRAIN PAN

Tough polyethylene construction that won't rust, dent or scratch. Pouring spout and handle allow for easy, spill-free pouring. Rolled edge cuts down on splash, makes for ease of carrying while full. Easy to clean.

75-762 4 gallon capacity, 18" diameter x 5-1/2" high. Labeled. 4/master



15 QUART DRAIN PAN WITH LID

This enclosed drain pan helps make oil changes mess free. The ample 8" opening and screen catch anything aimed in its direction. Seal-able top and wheels make clean up and removal a breeze.

75-764 15 quart capacity. 18" x 16" x 6" size. Labeled. 4/master

LIFT DRAINS & ACCESSORIES



16 GALLON LIFT DRAIN

For use with 16 gallon/120 lb. open head drums (drum not included). Includes telescopic funnel and tube (adjusts from 40-1/2" to 60"), float assembly, drum cover assembly and heavy duty caster base.

75-835 16 gallon capacity. Boxed. 1/master



8 GALLON LIFT DRAIN

Sturdy plastic lift drain equipped with wheels, metal drain tube and drain pan with screen. Tube height adjusts to 48" or 63".

75-850 8 gallon capacity. Boxed. 1/master

75-853 Replacement tube and funnel assembly. Boxed. 1/master



TRANSMISSION PAN ADAPTER

75-836 For lift drains. Heavy duty, high density polyethylene. Small diameter drain holes in bottom of pan prevent loss of pan bolts. Fits all LubriMatic® and other popular lift drains. Labeled. 6/master

5 GALLON LIFT DRAIN

Telescopic tube adjusts to desired height from 40-1/2" to 60" with 13-1/2" diameter funnel. Comes complete with heavy duty 5 gallon steel container, telescopic tube and sturdy funnel.

75-837 5 gallon capacity. Boxed. 1/master

Replacement Parts:

75-837-02 Replacement tube and funnel assembly. Boxed. 1/master

LIFT DRAIN DOLLY

Heavy steel construction with baked enamel finish, ball bearing type swivel casters. All hardware included.

75-838 Cross frame style lift drain dolly which fits the LubriMatic® 75-837 lift drain. Boxed. 1/master

LUBRIMATIC® GREASES & OILS

For more than 40 years, LubriMatic® has been developing and distributing superior lubrication products. LubriMatic® serves the industrial, hardware, marine, automotive and agricultural markets, as well as many industries requiring professional grade lubricants and penetrants.

GREASE

MULTI-PURPOSE LITHIUM GREASE (LB)



Long lasting, hard working formula delivers high performance in a wide range of heavy-duty applications. Recommended for chassis, universal joints and other general purpose applications around the home, farm or shop. Works best for lubricating rolling parts. NLGI #2, drop point 350°F.

11312 3-pack of 3 oz. cartridges. 12/master

11315 14 oz. cartridge. 10/master

11316 16 oz. (1 lb.) can. 12/master

11328 (not shown) 35 lb. drum

DISC/DRUM BRAKE WHEEL BEARING GREASE (GC-LB)



Meets high temperature requirements of all disc and drum brakes and similar applications. Polyurea base. NLGI #2, drop point 520°F.

11380 16 oz. (1 lb.) can. 12/master

11382 4 lb. tub w/easy-to-carry handle. 6/master

11465 14 oz. cartridge. 10/master

SYNTHETIC BRAKE CALIPER GREASE (GC-LB)



Our Synthetic Brake Caliper Grease is a 100% synthetic lithium complex lubricant. It delivers excellent performance in both high and low temperature applications. NLGI #2, drop point 500°F.

11752 16 oz. (1 lb.) can. 12/master

LMX® THE “RED” GREASE (GC-LB)



Industrial and agricultural lithium complex formula. Ideal under temperature and pressure extremes, shock loads and high wear situations. Superior adhesion to bearing and moving parts. Highly water insoluble. NLGI #2, drop point 500°F.

11390 14 oz. cartridge. 10/master

11391 (not shown) 35 lb. drum

WHITE LITHIUM GREASE



Includes zinc additive for a clean, white color. Ideal for general home, shop, automotive, agricultural and industrial applications. Contains no silicons and can be used on plastic components NLGI #2, drop point 350°.

11350 16 oz. (1 lb.) can 12/master

11354 14 oz. cartridge. 10/master

11355 (not shown) 35 lb. drum

11356 (not shown) 120 lb. drum

11357 4-pack of 3 oz. cartridges. 12/master

11363 12 oz. aerosol. 12/master

CORROSION CONTROL® MARINE GREASE (GC-LB)

Special calcium sulfonate complex. water insoluble formula ideal for marine applications. Provides excellent corrosion protection under severe conditions caused by salt water and air. Use on wheel bearings (includes disc brake wheel bearings), swivel hinges, pins, winches and anchor chain reels. NGLI #2, drop point 550°F.



- 11399** 3 oz. cartridge 2-pack. 10/master
- 11400** 3 oz. cartridge 4-pack. 10/master (not shown)
- 11402** 14 oz. cartridge. 10/master
- 11404** 16 oz. (1 lb.) can. 12/master
- 11406** 8 oz. tube. 12/master
- 11407** 35 lb. drum (not shown)
- 11408** 120 lb. drum (not shown)
- 11409** 400 lb. drum. (not shown)

MOLY EP GREASE (GC-LB)

Addition of molybdenum disulfide to lithium-based grease makes this lubricant especially effective for sliding motions, such as sleeve journal rotating shafts and ball joints. Contains extreme pressure (EP) additives to reduce scuffing, scoring and seizure with high loads. NLGI #2, drop point 500°F. Contains 3% molybdenum.



- 11335** 14 oz. cartridge. 10/master

SPECIALTY GREASES



DIELECTRIC GREASE

Protects electrical connections from corrosion. Water-resistant, synthetic formulation sheds moisture and doesn't wash away. NLGI #2.

NOTE: Does not conduct electricity

- 11755** 2 oz. tube. 12/master

OPEN GEAR & WIRE ROPE SPRAY LUBE

Reduces wear, withstands extreme pressure.

Will not wash or weather away.

- 11473** 11.25 oz. aerosol can. 12/master

CHAIN & CABLE LUBRICANT

Graphite molybdenum formula reduces wear and increases chain life.

- 11474** 12 oz. aerosol can. 12/master



PLEWS® MULTI-PURPOSE LITHIUM GREASE

Special economy blend for general purpose use. NLGI #1-1/2, drop point 325°F.

- 11309** 16 oz. (1 lb.) can. 12/master
- 11310** 14 oz. cartridge. 10/master

MOTOR ASSEMBLY GREASE

A quality white lithium grease with exceptional consistency. Perfect for all engine rebuilding, metal-to-metal and electrical connection applications. NLGI #1, drop point 350°F.

- 11395** 8 oz. tube. 12/master

OIL

TC-W3® 2-CYCLE OIL



TC-W3 meets the specified requirements of all foreign and domestic 2-cycle outboard manufacturers. Our ashless TC-W3 is formulated from ultra-clean base stock oil to provide superior protection against piston scuffing, bearing wear, spark plug fouling, pre-ignition and rust. This formulation has outstanding lubricity and miscibility for better mixing of fuel and oil, resulting in a cleaner running engine. Contains no phosphorus. Will not void manufactures' warranties!

TC-W3® OUTBOARD MOTOR OIL

11590 16 oz. bottle. 12/master

11591 14 oz. bottle. 10/master

11592 1 gallon container. 6/master



POWER PRO™ SYNTHETIC BLEND 80W/90 GEAR LUBE

A synthetic blend gear lube that protects high performance lower units in extreme operating conditions. Highly recommended for all engines over 100 hp. Meets or exceeds API MT-1 and GL-5 ratings. Will not void manufactures' warranties.

11564 quart bottle. 12/master

11565 (not shown) 5 gallon drum



HIGH VISCOSITY 80W/90 GEAR LUBE

Ideal for modern outboard and stern drive lower units. Meets or exceeds API MT-1 and GL-5 ratings. Will not void manufactures' warranties.

11540 10 oz. tube. 12/master

11546 (not shown) 5 gallon drum

11552 Quart bottle. 12/master



HYPOID 90 GEAR LUBE

For mechanical shift outboards and stern drives. Meets U.S. Military Spec MIL-PRF-2105E and API MT-1 and GL-5 ratings. Will not void manufactures' warranties.

11556 Quart bottle. 12/master



POWER TRIM AND TILT FLUID

Formulated to provide viscosity and lubricity necessary to ensure proper pump performance and seal life. Combats high operating pressures and resists rust. Anti-foam and extreme pressure additives ensure excellent stability and shear resistance.

11578 10 oz. tube. 12/master

MARINE LOWER UNIT KITS



MARINE LOWER UNIT LUBE KIT

Includes one quart of High Viscosity Lower Unit Gear Lube (11552), and one Lower Unit Quart Pump (55-005), with 3/8"-16 Filler Fitting for Mercury, Mercruiser, OMC, Evinrude, Johnson, Volvo, Force, Gamefisher and Honda (70 hp and up) outboard engines.

11246 Clamshell. 6/master



MARINE LOWER UNIT FILL KIT

Kits includes two 10 oz. tubes of High Viscosity Lower Unit Gear Lube (11540) and one filler tube for Mercruiser, OMC, Evinrude, Johnson, Volvo, Force and Gamefisher models.

11101 Clamshell. 6/master

LAWN & GARDEN OIL



POWER LAWN MOWER 4-CYCLE OIL

Perfect for any 4-cycle air cooled engine such as those in lawn mowers, tillers, garden tractors and snow throwers. SAE30.

11531 20 oz. bottle. 12/master



CHAIN SAW BAR AND CHAIN OIL

Formulated to extend chain, bar and sprocket life. Protects against rust and corrosion with minimum "throw off" at high chain speeds. Resists thinning and freezing caused by temperate extremes.

11532 Quart bottle. 12/master

2-CYCLE OIL



EZ 2-CYCLE OIL

No guessing with this handy oil. One bottle treats one gallon of gas, works in any ratio from 16:1 to 50:1.

11524 3.2 oz bottle. 48/master



2-CYCLE ENGINE OIL

Formulated to improve performance, extend engine life and reduce plug fouling. Provides excellent wear protection and high temperature performance. Recommended for chain saws, trimmers, motorcycles, snow blowers, mowers and other air cooled 2-cycle engines.

11525 8 oz. bottle. 24/master

11527 Quart bottle. 12/master



TC-W3® 2-CYCLE SNOWMOBILE OIL

Formulated for use in snowmobiles and other 2 cycle oil injection cold weather equipment requiring ashless TC-W3 oil. Excellent performance down to -40°.

11462 Quart bottle. 12/master

GEAR LUBE



SAE 80W/90EP

Premium blend contains extreme pressure additives to provide heavy-duty protection. Recommended for automotive, tractor, truck and industrial applications such as manual transmissions, differentials or other gear boxes which require heavy-duty multi-purpose lubricant. Meets API MT-1, GL-5, MIL-PRF-2105E, SAEJ2360 and Mack GO-G/H/J specifications.

11500 Quart bottle. 12/master

11507 Gallon container. 6/master



SAE 85W/140 EP

Formulated with EP additives to exceed most extreme performance requirements. Withstands severe shock, high torque loads and wide temperature variations. Meets API MT-1, GL-5, MIL-PRF-2105E, SAEJ2360 and Mack GO-G/H/J specifications.

11505 Quart bottle. 12/master

SPECIALTY OILS



FOGGING OIL

Protects internal components of 2 and 4-cycle engines from rust, corrosion or seizing during seasonal storage.

11412 9.75 aerosol can. 12/master

REFERENCE GUIDES

QUICK REFERENCE GREASE CHART

This chart indicates general specifications and application of petroleum-based greases available from LubriMatic®. Please contact our customer service department or representative for further details.

LUBRIMATIC® GREASE	GRADE	DROP POINT	WATER WASHOUT	4 BALL WELD (KGF)	4 BALL SCAR (MM)	TIMKEN OK LOAD	BASE (SOAP/THICKENER)	TEXTURE	COLOR
DISC/DRUM WHEEL BEARING GREASE	2	520°F	EXCELLENT	500	<0.6	50	POLYUREA	SMOOTH	BLUE
DIELECTRIC GREASE	2	NONE	OUTSTANDING	N/A	N/A	N/A	SYNTHETIC	BUTTERY	AMBER
LMX® THE "RED" GREASE	2	500°F	EXCELLENT	315	0.6	45	LITHIUM COMPLEX	TACKY	RED
CORROSION CONTROL MARINE GREASE	2	550°F	OUTSTANDING	620	0.45	65	CALCIUM SULFONATE	SMOOTH	GREEN
MOLY EP GREASE	2	500°F	EXCELLENT	350	0.4	45	LITHIUM COMPLEX	SMOOTH	GRAY
MOTOR ASSEMBLY WHITE GREASE	1	350°F	GOOD	250	0.6	N/A	LITHIUM 12-HYD. STEARATE	SMOOTH	OFF WHITE
MULTI-PURPOSE LITHIUM GREASE	2	350°F	VERY GOOD	N/A	<0.6	30	LITHIUM 12-HYD. STEARATE	SMOOTH	GRAY-BLACK
SYNTHETIC BRAKE CALIPER GREASE	2	500°F	EXCELLENT	315	0.55	40	LITHIUM COMPLEX	SMOOTH	BLUE
WHITE LITHIUM GREASE	2	350°F	VERY GOOD	250	0.6	35	LITHIUM 12-HYD. STEARATE	SMOOTH	OFF WHITE

GREASE COMPATIBILITY CHART

RELATIVE COMPATIBILITY RATING

C = COMPATIBLE

N = NOT RECOMMENDED

I = INCOMPATIBLE

It is important to determine compatibility prior to mixing greases of different base types. Incompatible greases can cause adverse chemical reactions, resulting in rust, pitting, scoring of metal, and breakdown of the grease’s ability to lubricate.

THICKENER OR SOAP TYPE	ALUMINUM COMPLEX	BARIUM COMPLEX	CALCIUM STEARATE	CALCIUM 12-HYDROXY	CALCIUM COMPLEX	CALCIUM SULFONATE COMPLEX	CLAY (NON-SOAP)	LITHIUM STEARATE	LITHIUM 12-HYDROXY	LITHIUM COMPLEX	POLYUREA (CONVEN. 1ST GEN.)	LUBRIMATIC® TYPE.)
ALUMINUM COMPLEX	N	I	I	C	I	N	I	I	I	C	I	I
BARIUM COMPLEX	I	-	I	C	I	C	I	I	I	I	I	N
CALCIUM STEARATE	I	I	-	C	I	C	C	C	N	C	I	C
CALCIUM 12-HYDROXY	C	C	C	-	N	N	C	C	C	C	I	C
CALCIUM COMPLEX	I	I	I	N	-	I	I	I	I	C	C	C
CALCIUM SULFONATE COMPLEX	N	C	C	N	I	-	I	N	N	C	I	C
CLAY (NON-SOAP)	I	I	C	C	I	I	-	I	I	I	I	N
LITHIUM STEARATE	I	I	C	C	I	N	I	-	C	C	I	C
LITHIUM 12-HYDROXY	I	I	N	C	I	N	I	C	-	C	I	C
LITHIUM COMPLEX	C	I	C	C	C	C	I	C	C	-	I	C
POLYUREA (CONVEN. 1ST GEN.)	I	I	I	I	C	I	I	I	I	I	-	C
POLYUREA (LUBRIMATIC® TYPE)	C	N	C	C	C	C	N	C	C	C	C	-

Part#	Description	Page
05-019	1.5" Needle Nose Adapter	21
05-021	Push Type Adapter	20
05-025	4" Needle Nose Adapter	21
05-026	Quick Connect Locking Coupler	19
05-028	Standard Coupler Bulk - 10	16
05-030	Standard Coupler Bulk - 100	16
05-031	Standard Grease Gun Coupler	16
05-031-2	Standard Coupler 2 Pack	16
05-031-6	Standard Coupler 6 Pack	16
05-034	Heavy Duty Coupler Bulk	16
05-035	Heavy Duty Grease Coupler	16
05-036	Extreme Duty Grease Coupler	16
05-037	Needle Grease Injector	20
05-038	Extreme Duty Coupler Bulk	16
05-039	Air Bleeder Valve	21
05-041	Seal-Off Dispenser	20
05-042	Needle Tip Adapter	20
05-045	.75" Needle Nose Dispenser	20
05-047	Bulk Loader Fitting	21
05-048	Button Head Coupler - 5/8"	17
05-049	Button Head Coupler - 7/8"	17
05-050	180 Degree Swivel Coupler	17
05-052	Heavy Duty 360 Degree Swivel Coupler	17
05-057	360 Degree Swivel Coupler	17
05-058	Right Angle Coupler	17
05-059	90 Degree Coupler Adapter	16
05-060	7-Piece Grease Gun Accessory Kit	18
05-061	5-3/8" Curved Grease Pipe	15
05-065	27-Piece Grease Gun Accessory Kit	18
10-200	Standard 12 in Grease Hose	15
10-201	Standard 18 in Grease Hose	15
10-212	Heavy Duty 12" Grease Hose	15
10-214	Heavy Duty 12" Hose Bulk	15
10-218	Heavy Duty 18" Grease Hose	15
10-219	Heavy Duty 18" Hose Bulk	15
10-512	High Pressure 12" Grease Hose	15
10-514	High Pressure 18" Grease Hose	15
10-536	High Pressure 36" Grease Hose	15
11-100	Grease Fitting - 1/4"-28 - Short, Straight	25
11-101	Grease Fitting - 1/4"-28 - Short, Straight	25
11-103	Grease Fitting - 1/4"-28 - Short, Straight	25
11-104	Grease Fitting - 1/4"-28 - 45 Degree	25
11-105	Grease Fitting - 1/4"-28 - 45 Degree	25
11-112	Grease Fitting - 1/4"-28 - 90 Degree	25
11-113	Grease Fitting - 1/4"-28 - 90 Degree	25
11-150	Grease Fitting - 1/8" Npt - Short, Straight	25
11-151	Grease Fitting - 1/8" NPT - Short, Straight	25
11-159	Grease Fitting - 1/8" NPT - 45 Degree	25
11-166	Grease Fitting - 1/8" NPT - 90 Degree	25
11-167	Grease Fitting - 1/8" NPT - 90 Degree	25
11-201	Grease Fitting - 1/4" NPT - Straight	25
11-218	Grease Fitting - 1/8" NPT - 45 Degree	25
11-226	Grease Fitting - 6 mm x 1 - Straight	25
11-301	Grease Fitting - 6 mm x 1 - Straight	25
11-305	Grease Fitting - 6 mm x 1 - 90 Degree	25
11-311	Grease Fitting - 8 mm x 1 - Straight	25
11-313	Grease Fitting - 8 mm x 1 - 45 Degree	25
11-315F	Grease Fitting - 8 mm x 1 - 90 Degree	25
11-321	Grease Fitting - 10 mm x 1 - Straight	25
11-432	Grease Fitting - 1/4"-28 Straight Drive	25
11-438	Grease Fitting - 3/16" Straight Drive	25
11-447	Grease Fitting - 1/4" Straight Drive	25
11-448	Grease Fitting - 1/4" Straight Drive	25
11-453	Grease Fitting - 5/16" Straight Drive	25
11-902	4-Way 1/8" NPT Grease Fitting Tool - Bulk	22
11-903	4-Way 1/4"-28 Grease Fitting Tool	22
11-904	4-Way 1/8" Npt Grease Fitting Tool	22
11-912	Drive Fitting Drive-In Tool	22
11-917	Grease Joint Rejuvenator Tool	22
11-951	Fitting Assortment - 1/4"-28 - 50-Piece	24
11-953	Fitting Assortment - Standard - 100-Piece	24
11-954	Fitting Assortment - 1/8" NPT - 50-Piece	24
11-955	Fitting Assortment - 1/4"-28 - 8-Piece	23
11-956	Fitting Assortment - Metric - 100-Piece	24
11-957	Fitting Assortment - 6 mm x 1 - 8-Piece	23
11-962	Fitting Assortment - Standard - 25-Piece	23

Part#	Description	Page
11-963	Fitting Assortment - Metric - 25-Piece	23
30-100	Standard Mini Grease Gun	8
30-108	Portable Transfer Pump w/Hose	28
30-111-07	Heavy Duty 6 In Grease Hose - Bulk	14
30-114	Air Operated Grease Gun	7
30-118	Suction Gun W/Hose	14
30-132	Economy Mini Grease Gun Kit	8
30-132-07	Economy Mini Grease Gun - Bulk	8
30-190	Mini Grease Gun Kit - Marine	8
30-192	Mini Grease Gun Kit - Multi-Purpose	8
30-193	Standard Mini Grease Gun - Bulk	8
30-195	Jiffy Luber w/ Push Type Adapter	14
30-197	Handi-Grip Pistol Luber®	14
30-197-07	Handi-Grip Pistol Luber® - Bulk	14
30-200	Economy Lever Grease Gun	4
30-203	Standard Duty Lever Grease Gun	4
30-300	Standard Pistol Grip Grease Gun	6
30-303	Standard Pistol Grip Grease Gun	6
30-310	Standard Pistol Grip Grease Gun w/Hose	6
30-416	Professional Pistol Grip Grease Gun	6
30-449	Economy Lever Grease Gun - Bulk	4
30-465	Industrial Lever Grease Gun - Zinc Barrel	5
30-475	Industrial Lever Grease Gun	5
30-480	Ultimate® Grease Gun	5
30-601	12V Battery Operated Grease Gun	7
30-602	Replacement 12V Battery	7
30-603	Replacement 12V Battery Charger	7
30-613	Replacement Barrel/Plunger - 12V	7
30-700	UltraView® Lever Action Grease Gun - Red	13
30-701	UltraView® Lever Action Grease Gun - Green	13
30-720	UltraView® Pistol Grip Grease Gun - Red	13
30-721	UltraView® Pistol Grip Grease Gun - Green	13
30-730	UltraView® 18V Battery Operated Grease Gun	13
30-740	UltraView® Suction Grease Gun - Red	13
30-741	UltraView® Suction Grease Gun - Green	13
30-750	UltraView® Grease Gun Tube - Red	13
30-751	UltraView® Grease Gun Tube - Green	13
30-753	UltraView® Grease Gun Tube - Black	13
30-754	UltraView® Grease Gun Tube - Blue	13
30-760	UltraView® 1/4"-28 LLPID Washer - Red	13
30-761	UltraView® 1/4"-28 LLPID Washer - Green	13
30-763	UltraView® 1/4"-28 LLPID Washer - Black	13
30-764	UltraView® 1/4"-28 LLPID Washer - Blue	13
30-770	UltraView® 1/8" NPT LLPID Washer - Red	13
30-771	UltraView® 1/8" NPT LLPID Washer - Green	13
30-773	UltraView® 1/8" NPT LLPID Washer - Black	13
30-774	UltraView® 1/8" NPT LLPID Washer - Blue	13
30-800	Heavy Duty Mini Grease Gun	9
30-802	Professional Lever Grease Gun	4
30-804	Dual Piston Lever Grease Gun	5
30-806	Snaplock® Lever Grease Gun	11
30-807	Snaplock® Pistol Grip Grease Gun	11
30-955	Adhesive Gun - 1 Pint	33
30-956	4 In Spout Replacement For 30-955	33
30-960	Adhesive Gun with Long Adapter	33
30-962	Adhesive Gun with Adapter	33
50-337	Handled Oiler - 1 Pint - Flex Spout	33
50-347	Handled Oiler - 1 qt. - Flex Spout	33
50-509CC	Pistol Oiler - 6 oz. - Cut Case Display Box	32
50-515	Pistol Oiler - 6 oz. - Rigid Spout	32
50-516	Pistol Oiler - 6 oz. - Flex Spout	32
50-573	Pistol Oiler - 1 Pint - Flex Spout	32
50-583	Pistol Oiler - 1 qt. - Rigid Spout	32
50-590	Plastic Pistol Oiler - 6 oz. - Rigid Spout	33
50-592	Plastic Pistol Oiler - 6 oz. - Flex Spout	33
50-595	Pistol Oiler - 8 oz. - Flex Spout	32
55-001	4 cc Bottle Pump	26
55-005	4 cc Bottle Pump w/ Metal Marine Adapter	26
55-007	4 cc Bottle Pump w/Plastic Marine Adapter	26
55-012	Bottle Pump - Fitting Only	26
55-011	Marine Lower Unit Pail Pump	27
55-017	Steel Barrel Pump	28
55-019	Nylon Barrel Pump	28
55-107	Bearing Packer Grease Pump	27
55-117	Grease Gun Filler Pump	27
55-123	Heavy Duty Barrel Pump	29

Part#	Description	Page
55-124	Professional Barrel Pump	29
55-125	Professional Barrel Pump w/Swivel Handle	29
55-141	5 Gallon Pail Pump	28
55-155	Rotary Def Pump	29
55-156	Lever Def Pump	29
55-303	Rotary Barrel Pump	28
55-440	5 Gallon Lever Action Pail Pump	27
55-441	16 Gallon Lever Action Pail Pump	27
60-200	Easy-Pour Flexible Bottle Spout	41
70-025	Bearing Packer	20
70-026	Plastic Bearing Packer	20
70-535	Small Handled Filter Wrench	34
70-536	Medium Handled Filter Wrench	34
70-537	Medium Swivel Handled Filter Wrench	35
70-538	Small Swivel Handled Filter Wrench	35
70-539	Compact Swivel Handled Filter Wrench	35
70-605	Medium Pro-Tuff® Handled Filter Wrench	34
70-607	Large Pro-Tuff® Handled Filter Wrench	34
70-609	Truck Pro-Tuff® Handled Filter Wrench	34
70-611	Tractor Pro-Tuff® Handled Filter Wrench	34
70-621	Compact Pro-Tuff® Swivel Handle Wrench	35
70-623	Small Pro-Tuff® Swivel Handle Wrench	35
70-625	Medium Pro-Tuff® Swivel Handle Wrench	35
70-627	Large Pro-Tuff® Swivel Handle Wrench	35
70-635	Pro-Tuff® 3/8" Ratchet Drive Filter Wrench	36
70-715	Small Bi-Directional Filter Wrench	37
70-717	Large Bi-Directional Filter Wrench	37
70-719	Strap Type Filter Wrench	37
70-720	2-Piece Strap Type Filter Wrench	37
70-746	Pliers Type Filter Wrench	37
70-748	Locking Pliers Type Filter Wrench	37
70-761	Small Pro-Tuff® 1/2" Ratchet Drive Wrench	36
70-763	Medium Pro-Tuff® 1/2" Ratchet Drive Wrench	36
70-765	Large Pro-Tuff® 1/2" Ratchet Drive Wrench	36
70-786	93 mm Steel Cap Filter Wrench	36
70-787	74-76 mm Steel Cap Filter Wrench	36
70-790	65-68 mm Steel Cap Filter Wrench	36
70-792	73 mm Steel Cap Filter Wrench	36
70-805	Adjustable Handled Filter Wrench	34
70-901	Grease Gun Holder	19
70-902	Grease Gun Holder - Bulk	19
70-904	Grease Gun Bracket	19
75-001	1 qt. Galvanized Steel Funnel	38
75-002	5 qt. Offset Galvanized Steel Funnel	38
75-003	2 qt. Galvanized Steel Funnel	38
75-004	8 qt. Tractor Galvanized Steel Funnel	38
75-005	Rigid Spout Transmission Filler	39
75-006	Transmission Filler W/Flex Extension	39
75-007	1 qt. Steel Utility Funnel w/Flex Extension	39
75-008	8 qt. Lock-On Tractor Steel Funnel	38
75-009	10 oz. Steel Utility Funnel	39
75-010	24 oz. Steel Utility Funnel	39
75-011	32 oz. Steel Utility Funnel	39
75-012	56 oz. Steel Utility Funnel	39
75-017	7 Pint Galvanized Steel Funnel	38
75-025	Radiator Filler	43
75-030	Automatic Battery Filler	43
75-033	Battery Filler	43
75-060	8 oz. Economy Plastic Funnel	40
75-062	16 oz. Economy Plastic Funnel	40
75-064	48 oz. Economy Plastic Funnel	40
75-068	Long Neck Plastic Funnel	40
75-069	1 Pint Plastic Funnel w/Screen	41
75-070	2 qt. Plastic Funnel w/Screen	41
75-072	6 qt. Plastic Funnel w/Screen	41
75-074	2-Piece Funnel w/Flexible Spout	41
75-075	3-Piece Assorted Plastic Funnels	41
75-101	8 oz. Utility Plastic Funnel w/Hose	39
75-441	1 qt. Galvanized Measure	42
75-442	2 qt. Galvanized Measure	42
75-444	4 qt. Galvanized Measure	42
75-452	2 qt. Plastic Measure	42
75-454	4 qt. Plastic Measure	42
75-456	6 qt. Plastic Measure	42
75-662	2 qt. Painted Measure	43
75-664	4 qt. Painted Measure	43

Part#	Description	Page
75-665	5 qt. Painted Measure	43
75-668	8 qt. Painted Measure	43
75-750	Radiator Drain Pan	44
75-751	Utility Galvanized Steel Drain Pan	44
75-754	Tire And Tube Test Tank	44
75-755	Galvanized Steel Drain Pan	44
75-760	6 qt. Plastic Drain Pan	45
75-762	4 Gallon Plastic Drain Pan w/Spout	45
75-764	15 qt. Plastic Drain Pan w/Lid	45
75-825	12 qt. Galvanized Steel Water Pail	44
75-835	16 Gallon Lift Drain	46
75-836	Plastic Transmission Pan Adapter	47
75-837	5 Gallon Lift Drain	47
75-837-02	Replacement Tube and Funnel for 75-837	47
75-838	Lift Drain Dolly	47
75-846	Multi-Use Transfer Pump	28
75-847	Siphon Hose	26
75-850	8 Gallon Lift Drain	46
75-853	Replacement Tube and Funnel Assembly	46
99-038	Spout Tip for Automatic Battery Filler	43
99-619	Brush Tip for Adhesive Guns	33
11101	Marine Lower Unit Fill Kit	53
11246	Marine Lower Unit Lube Kit	53
11309	Plews® Multi Purpose Grease 1 lb. Can	51
11310	Plews® Multi Purpose Grease 14 oz. Cartridge	51
11312	Multi-Purpose Grease 3 oz. - 3 Pack	48
11315	Multi-Purpose Grease 14 oz. Cartridge	48
11316	Multi-Purpose Grease 16 oz. Can	48
11328	Multi-Purpose Grease 35 lb. Drum	48
11335	Moly EP Multi-Purpose Grease 14 oz.	50
11350	White Lithium Grease 16 oz. Can	49
11354	White Lithium Grease 14 oz. Cartridge	49
11355	White Lithium Grease 35 lb. Drum	49
11356	White Lithium Grease 120 lb. Drum	49
11357	White Lithium Grease 3 oz. - 4 Pack	49
11363	White Lithium Grease 12 oz. Aerosol Can	49
11380	High Temp Wheel Bearing Grease 16 oz. Can	48
11382	High Temp Wheel Bearing Grease 4 lb. Tub	48
11390	LMX® "Red" Grease 14 oz. Cartridge	49
11391	LMX® "Red" Grease 35 lb. Drum	49
11395	Motor Assembly Grease 8 oz. Tube	51
11399	Corrosion Control® Marine Grease 3 oz. - 2 Pack	50
11400	Corrosion Control® Marine Grease 3 oz. - 4 Pack	50
11402	Corrosion Control® Marine Grease 14 oz. Cartridge	50
11404	Corrosion Control® Marine Grease 16 oz. Can	50
11406	Corrosion Control® Marine Grease 8 oz. Tube	50
11407	Corrosion Control® Marine Grease 35 lb. Drum	50
11408	Corrosion Control® Marine Grease 120 lb. Drum	50
11409	Corrosion Control® Marine Grease 400 lb. Drum	50
11412	Fogging Oil 9.75 oz. Aerosol Can	55
11462	TC-W3® 2-Cycle Snowmobile Oil	54
11465	Disc/Drum Bearing Grease 14 oz. Cartridge	48
11473	Open Gear & Wire Rope Spray Lube 11.25 oz. Aerosol	51
11474	Chain & Cable Lubricant 12 oz. Aerosol Can	51
11500	SAE 80W/90EP Gear Lube 1 qt. Bottle	55
11505	SAE 85W/140EP Gear Lube 1 qt. Bottle	55
11507	SAE 80W/90EP Gear Lube 1 Gallon Container	55
11524	EZ-2 Cycle Oil 3.2 oz. Bottle	54
11525	2-Cycle Engine Oil 8 oz. Bottle	54
11527	2-Cycle Engine Oil 1 qt. Bottle	54
11531	Power Lawn Mower 4-Cycle Oil 20 oz. Bottle	54
11532	Chain Saw Bar And Chain Oil 1 qt. Bottle	54
11540	High Viscosity 80W/90 Gear Lube 10 oz. Tube	53
11546	High Viscosity 80W/90 Gear Lube 5 Gallon Bucket	53
11552	High Viscosity 80W/90 Gear Lube 1 qt. Bottle	53
11556	Hypoid 90 Gear Lube 1 qt. Bottle	53
11564	Power Pro™ Synthetic Gear Lube 1 qt. Bottle	52
11565	Power Pro™ Synthetic Gear Lube 5 Gallon Drum	52
11578	Power Trim And Tilt Fluid 10 oz. Tube	53
11590	TC-W3® 2-Cycle Outboard Motor Oil 16 oz. Bottle	52
11591	TC-W3® 2-Cycle Outboard Motor Oil 1 qt. Bottle	52
11592	TC-W3® 2-Cycle Outboard Motor Oil 1 Gallon Bottle	52
11752	Synthetic Brake Grease 16 oz. Can	49
11755	Dielectric Grease 2 oz. Tube	41



PLEWS & EDELMAANN

AMERICAN INNOVATION SINCE 1909®

Amflö®

AMFLO
PNEUMATIC HOSES & REELS
AIR LINE ACCESSORIES

EDELMAANN®

EDELMAANN
AUTOMATIVE FITTINGS
BRAKE LINES
POWER STEERING HOSE & REPAIR KITS

LübriMatic®

LUBRIMATIC
GREASES, OILS & SPRAY LUBRICANTS
LUBRICATION EQUIPMENT

TRÜ-FLATE®

TRU-FLATE
AIR LINE ACCESSORIES
INFLATORS
TIRE REPAIR
SEALANTS

Plews & Edelmann
1550 Franklin Grove Road,
Dixon, IL 61021 USA
Telephone: 800-770-4639 • Fax: 815-673-7019
www.plews-edelmann.com
©2019 plews & edelmann • Printed in the USA